

# **Madhin Trading Private Limited**

**Annual Report  
2010-11**

**Board of Directors**

Mr Gautam Chakravarti, Director  
Mr Sumit Keshan, Director

**Registered Office:**

70, Mission Road  
Bangalore-560027.

**Auditors**

M/s V M Pal & Co.  
Chartered Accountants  
"Vasundhara"  
127, 2<sup>nd</sup> Floor, 10<sup>th</sup> Cross  
Margosa Road, Malleshwaram  
Bangalore-560003.

**Bankers**

Canara Bank  
"Avenue Plaza"  
Avenue Road Branch  
Bangalore – 560002

## **NOTICE TO SHAREHOLDERS**

NOTICE is hereby given that the Eighth Annual General Meeting of the members of the company will be held at the registered office of the Company at No.70, Mission Road, Bangalore -560 027 on September 5, 2011 at 11:00 AM to transact the following business:

### **ORDINARY BUSINESS:**

1. To receive, consider and adopt the Balance Sheet as at March 31, 2011 and the Profit and Loss Account for the year ended on that date together with the Reports of the Directors and the Auditors thereon.
2. To appoint M/s V M Pal & Co., Chartered Accountants as Statutory Auditor of the Company to hold office from the conclusion of this Annual General Meeting until the conclusion of the next Annual General Meeting and to fix their remuneration.

### **SPECIAL BUSINESS:**

1. To consider and, if thought fit, to pass, with or without modification, the following resolution as a ordinary resolution:

**“RESOLVED THAT** Mr. Gautam Chakravarti, whose term of office as an Additional Director, pursuant to section 260 of the Companies Act, 1956, expires on the date of this Annual General Meeting and in respect of whom the Company has received a notice under section 257 of the Companies Act, 1956 proposing his candidature for the office of a Director, be and is hereby appointed as a Director of the Company, whose period of office shall be liable for retirement by rotation.”

2. To consider and, if thought fit, to pass, with or without modification, the following resolution as a ordinary resolution:

**“RESOLVED THAT** Mr. Sumit keshan, whose term of office as an Additional Director, pursuant to section 260 of the Companies Act, 1956, expires on the date of this Annual General Meeting and in respect of whom the Company has received a notice under section 257 of the Companies Act, 1956 proposing his candidature for the office of a Director, be and is hereby appointed as a Director of the Company, whose period of office shall be liable for retirement by rotation.”

**For and on behalf of the  
Board of Directors**

**Sd/-  
Gautam Chakravarti  
Director**

**Place: Bangalore  
Date: May 23, 2011**

**Notes:**

1. A member entitled to attend and vote at the meeting is entitled to appoint a proxy to attend and vote instead of himself/herself and the proxy must be a member of the Company. Proxies in order to be effective must be received at the company's registered office not later than forth-eight hours before the commencement of the meeting.
2. The Register of Members and Share Transfer Books of the company will remain closed from September 2, 2011 to September 5, 2011 (both days inclusive) for the purpose of Annual General Meeting.

## **DIRECTORS REPORT**

Your Directors take great pleasure in presenting the Eighth Annual Report of your Company together with the audited accounts for the period ended March 31, 2011.

### **1. Financial Results and Operations:**

The company commenced operations during the year and it primarily derived its income from the holding company, viz., Gokaldas Exports Limited by way of Job Work charges, etc and the financial results for the period ended March 31, 2011 are given below:

(Rupees)		
<b>Particulars</b>	<b>31.03.2011</b>	<b>31.03.2010</b>
Total Income	5,32,97,630	60,75,654
Expenditure	5,36,60,318	80,38,215
Profit Before Tax	(3,62,688)	(19,62,561)
Taxation	9,74,847	4,78,754
Profit After Tax	(13,37,535)	(14,83,807)
Balance Carried Forward	(12,05,245)	1,32,290

### **2. Performance:**

During the year the company posted a turnover of Rs 5.32 Crs and loss before tax and after tax of Rs 3.62 lakhs and 13.37 lakhs respectively.

### **3. Auditors:**

The present auditors M/s. V M Pal & Co., Chartered Accountants, will retire at the ensuing Annual General Meeting. However, being eligible, they offer themselves for re-appointment.

### **4. Directors:**

Mr Madanlal J Hinduja stepped down for the Board wef January 15, 2011. Mr Rajendra J Hinduja and Mr Dinesh J Hinduja stepped down from the Board wef March 31, 2011.

Mr Gautam Chakravarti was appointed as Director wef January 24, 2011 and Mr Sumit Keshan was appointed as Director wef March 31, 2011.

### **5. Conservation of energy, foreign exchange earnings and outgo:**

Not applicable.

## **6. Particulars of Employees:**

The particulars of employees whose remuneration is Rs. 2.00 lakhs per month Rs. 24.00 lakhs per annum as required under Section 217 (2A) of the Companies Act, 1956 read with Companies (Particulars of Employees) Rules, 1975 does not apply to this company as it has no employees who are in receipt of the said remuneration.

## **7. Directors Responsibility Statement:**

Pursuant to Section 217 (2AA) of the Companies Act, 1956, the Board of directors report that:

- in the preparation of the annual accounts, the applicable accounting standards have been followed along with proper explanation relating to material departures, if any.
- accounting policies have been selected and applied consistently and the judgements and estimates made are reasonable and prudent so as to give a true and fair view of the state of affairs of the Company at the end of the financial year and of the profit or loss of the Company for that period.
- proper and sufficient care has been taken for the maintenance of adequate accounting records in accordance with the provisions of the Companies Act, 1956, for safeguarding the assets of the Company and for preventing and detecting fraud and other irregularities.
- the annual accounts have been prepared on a “going concern” basis.

## **8. Acknowledgments:**

Your Directors express their thanks to Gokaldas Exports Ltd, the holding company, its bankers and employees for their support and look forward to their continued co-operation in the ensuing year.

For and on behalf of the Board of Directors  
Of **MADHIN TRADING PRIVATE LIMITED**

Bangalore  
May 23, 2011

Sd/-  
**Gautam Chakravarti**  
**Director**

**AUDITORS' REPORT**

**TO THE MEMBERS OF MADHIN TRADING PRIVATE LIMITED**

We have audited the attached Balance Sheet of **MADHIN TRADING PRIVATE LIMITED** as on 31st March 2011 & Profit and Loss Account and Cash Flow Statement for the year ended on that date annexed thereto. These financial statements are the responsibility of the Company's management. Our responsibility is to express an opinion on these financial statements based on our audit.

We conducted our audit in accordance with auditing standards generally accepted in India. Those Standards require that we plan and perform the audit to obtain reasonable assurance about whether the financial statements are free of material misstatement. An audit includes examining, on a test basis, evidence supporting the amounts and disclosures in the financial statements. An audit also includes assessing the accounting principles used and significant estimates made by management, as well as evaluating the overall financial statement presentation. We believe that our audit provides a reasonable basis for our opinion.

Further, we report that,

1. We have obtained all the information and explanations which to the best of our knowledge and belief were necessary for the purpose of our audit.

In our opinion, proper books of account, as required by law have been kept by the Company, so far as appears from our examination of the books.

The said Balance Sheet and Profit and Loss account and the Cash Flow Statement dealt by this report are in agreement with books of account.

In our opinion, the Balance Sheet and the Profit and Loss Account and Cash Flow Statement dealt with by this report complies with the mandatory Accounting Standards referred in Section 211 (3C) of the Companies Act, 1956, and

On the basis of written representations received from the directors as at 31st March 2011 and taken on record by the board of directors, we report that none of the directors is disqualified as on 31<sup>st</sup> March 2011 from being appointed as a director in terms of clause (g) of sub-section (1) of section 274 of the companies act, 1956, as on that date.

In our opinion, and to the best of our information and according to the explanations given to us, the said accounts, together with and subject to notes annexed thereto, give the information required, and give a true and fair view:

---

**"Vasundhara", No 127, 2<sup>nd</sup> Floor, 10<sup>th</sup> Cross, Margosa Road, Bangalore - 560 003.**  
**Ph : 2356 3948**




-- 2 --

- a. In the case of Balance Sheet of the state of affairs of the Company as at 31<sup>st</sup> March, 2011,
- b. In the case of Profit and Loss account, of the Loss of the Company for the year ended on that date, and
- c. in the case of Cash Flow Statement, of the cash flows of the Company for the year ended on that date.

As required by the Companies ( Auditors report ) order, 2003 as amended by the companies (auditors report) (amended) 2004 issued by the Company law board, and on the basis of such checks as considered appropriate and according to the information and explanations given to us during the course of our audit, we report that:-

- i) The Company has maintained proper records showing full particulars including quantitative details and situation of Fixed Assets. During the year the fixed assets have been physically verified by the management and there were no discrepancies.
- ii) No substantial part of the Fixed Assets has been disposed during the year.
- iii) The company has not purchased nor sold any raw material or finished goods during the year. Further the Company is not holding any stock of inventory at the year end. Hence the physical verification of inventories is not applicable.
- iv) The company has not maintained the records for inventory, as the company has not purchased nor sold any raw material or finished goods during the year. Further the Company is not holding any stock of inventory at the year end.
- v) The Company has not taken any loans secured or unsecured from companies, firm or other parties listed in the register maintained under section 301 of the companies Act 1956.
- vi) The Company has not granted any loans, secured or unsecured to the companies, firms or other parties listed in the register maintained under section 301 of the Companies' Act 1956.
- vii) In our opinion and according to the information and explanations given to us, there are adequate internal control system commensurate with the size of the Company and nature of its business for the purchase fixed Assets, inventory and with regard to sale of goods and services. During the course of audit we have not noticed any evidence of continuing failures to correct major weaknesses in internal control.





**V. M. PAL & CO.,**  
**Chartered Accountants**

---

- viii) According to the information and explanations given to us, we are of the opinion that the particulars of contracts or arrangements referred to in section 301 of the Companies Act, 1956 have been entered in the register required to be maintained under the act.
- ix) In our opinion and according to the information and explanations given to us, the transactions made in pursuance of contract or arrangements entered in the register maintained under section 301 of the companies Act 1956 have been made at prices which are reasonable having regard to prevailing market prices at the relevant time.
- x) The Company has not accepted deposits from the public during the year to which the provisions of section 58A and 58AA or any relevant provisions of the companies Act, 1956..
- xi) The Company is regular in depositing with appropriate authorities undisputed statutory dues including provident fund, employees state insurance, Income tax, service tax, sales tax, custom duty, excise duty, cess and other material statutory dues applicable to it.
- xii) According to the information and explanations given to us, no undisputed amounts payable in respect of income tax, wealth tax, sales tax, custom duty, excise duty service tax and cess were in arrears as at 31.03.2011 for a period of more than six months from the date they became payable.
- xiii) The accumulated loss of the company at the end of the financial year is Rs.1,205,245 and has incurred a cash loss of Rs. 279,025 during the year. The company has not incurred any cash loss in the immediately preceding financial year.
- xiv) In our opinion, the Company's present Internal Audit system is commensurate with the size and nature of its business.
- xv) The central government has not prescribed the maintenance of cost records by the companies under section 209(i)(d) of the companies act, 1956.
- xvi) According to the information and explanations given to us, there are no dues of income tax wealth tax, sales tax, custom duty, excise duty and cess which have not been deposited on account of any dispute
- xvii) The Company has not taken any loan from financial institutions and from banks and as such question of default in repayment does not arise. The Company has not issued any debentures at any point of time.
- xviii) The Company has not granted any loans/advances on the basis of security by way of shares, debenture etc. As such no records and documents have been maintained.



---

**"Vasundhara", No 127, 2<sup>nd</sup> Floor, 10<sup>th</sup> Cross, Margosa Road, Bangalore – 560 003.**  
**Ph : 2356 3948**

**V. M. PAL & CO.,**  
**Chartered Accountants**

---

- xix) In our opinion, the Company is not dealing or trading in shares, debentures and other investments and as such no records have been maintained. During the year Company has not made any investments.
- xx) We have been informed by the Company that it has not given any guarantee for any loans taken by the others from banks and financial institutions.
- xxi) The Company has not taken any term loans during this year and as such question of its application for the purpose for which it is taken does not arise.
- xxii) According to the information and explanations given to us, and on an overall examination of the balance sheet of the Company, we report that the Company has not used any funds raised on short term basis for long term investment.
- xxiii) According to the information and explanations given to us, the Company has not made any preferential allotment of shares to parties and companies covered in the registers maintained under section 301 of the act.
- xxiv) According to the information and explanations given to us, during the year covered by our report, the Company has not issued any debentures and therefore no securities or charges have been created.
- xxv) The Company has not raised any money by public issue and as such disclosure on the end use of money does not arise.
- xxvi) We have not noticed any fraud on or by the Company during the year.
- xxvii) The Company is not covered under special statutory provisions applicable to the chit fund, nidhi or mutual benefit societies.

Place: Bangalore  
Dated: May 23, 2011

**FOR V. M. PAL & CO.,**  
**Firm Regn. No. 09075S**  
**Chartered Accountants**

  
**A. V. PAL**  
**Partner.**  
**(Membership No: 37316)**



---

**"Vasundhara", No 127, 2<sup>nd</sup> Floor, 10<sup>th</sup> Cross, Margosa Road, Bangalore – 560 003.**  
**Ph : 2356 3948**

**MADHIN TRADING PRIVATE LIMITED**  
**BALANCE SHEET AS AT MARCH 31, 2011**

	Schedules	31-03-2011	31-03-2010
<b><u>SOURCES OF FUNDS</u></b>			
<b>Shareholders' Funds</b>			
Share Capital	I	200,000	200,000
Reserves and Surplus	II	5,191,743	6,529,278
<b>Loan Funds</b>	III		
Secured Loans		-	-
<b>Total</b>		<b>5,391,743</b>	<b>6,729,278</b>
<b><u>APPLICATION OF FUNDS</u></b>			
<b>Fixed Assets</b>	IV		
Gross Block		12,247,243	9,090,987
Less: Accumulated Depreciation		7,222,659	6,164,149
Net Block		5,024,584	2,926,838
Capital work-in-progress including capital advances		-	-
		<b>5,024,584</b>	<b>2,926,838</b>
<b>Investments</b>	V	1,000	1,000
<b>Deferred Tax Asset</b> [Refer Note C-9 to Schedule XV]		-	965,813
<b>Current Assets, Loans and Advances</b>	VI		
Inventories		-	-
Sundry Debtors		-	-
Cash and Bank Balances		1,135,113	781,974
Other Current Assets		-	-
Loans and Advances		10,411,537	6,382,023
		<b>11,546,650</b>	<b>7,163,997</b>
<b>Less: Current Liabilities and Provisions</b>	VII		
Current Liabilities		10,355,304	4,322,710
Provisions		825,187	5,660
		<b>11,180,491</b>	<b>4,328,370</b>
<b>Net Current Assets</b>		<b>366,159</b>	<b>2,835,627</b>
<b>Total</b>		<b>5,391,743</b>	<b>6,729,278</b>

**Notes to Accounts**


XV

Schedules referred to above form an integral part of the Balance Sheet

As per our report of even date

For V. M. PAL & Co.,  
Firm Regn. No. 09075S  
Chartered Accountants

A. V. PAL  
Partner  
(Membership No.37316)  
Place : Bangalore  
Date : 23.05.2011



For and on behalf of the Board  
For MADHIN TRADING PRIVATE LIMITED

Gautam Chakravarti  
Director

Sumit Keshan  
Director

**MADHIN TRADING PRIVATE LIMITED**

**PROFIT AND LOSS ACCOUNT FOR THE PERIOD ENDED MARCH 31, 2011**

	Schedules	31-03-2011	31-03-2010
<b><u>INCOME</u></b>			
Contract Receipts	VIII	53,252,630	4,789,170
Other Income	IX	45,000	1,286,484
		<b>53,297,630</b>	<b>6,075,654</b>
<b><u>EXPENDITURE</u></b>			
Raw Materials Consumed	X	-	-
Other Manufacturing and Operating Expenses	XI	1,963,262	481,513
Personnel Costs	XII	44,969,713	4,226,393
Selling and Administrative Expenses	XIII	5,648,873	1,320,777
Finance Charges	XIV	19,960	4,485
Depreciation	IV	1,058,510	2005047
		<b>53,660,318</b>	<b>8,038,215</b>
<b>Profit Before Exceptional items</b>		<b>(362,688)</b>	<b>(1,962,561)</b>
Add/(Less): Exceptional items		-	-
<b>Profit / (Loss) Before Tax</b>		<b>(362,688)</b>	<b>(1,962,561)</b>
Provision for Taxation			
-- Current Tax		9,034	
-- Deferred Tax charge / (credit)		965,813	(606,433)
-- Taxes of earlier years (net)			127,679
<b>Net Profit / (Loss) for the Year</b>		<b>(1,337,535)</b>	<b>(1,483,807)</b>
Profit Brought Forward from Previous Year		132,290	1,616,097
<b>Balance carried to Balance Sheet</b>		<b>(1,205,245)</b>	<b>132,290</b>

**Notes to Accounts**

XV

Schedules referred to above form an integral part of the Profit and Loss Account

As per our report of even date

For V. M. PAL & Co.,

Firm Regn. No. 09075S

Chartered Accountants


A. V. PAL

Partner

(Membership No. 37346)

Place : Bangalore

Date : 23.05.2011



For and on behalf of the Board

For MADHIN TRADING PRIVATE LIMITED


Gautam Chakravarti  
Director

Sumit Keshan  
Director

Madhin Trading Pvt Ltd

**SCHEDULES ANNEXED TO AND FORMING PART OF ACCOUNTS  
FOR THE PERIOD ENDED MARCH 31, 2011**

	31-03-2011	31-03-2010
<b>SCHEDULE I - SHARE CAPITAL</b>		
Authorized	200,000	200,000
20,000 (2010:20,000) Equity Shares of Rs. 10 each -		
Issued, Subscribed and Paid-up		
20,000 (2010:20,000) Equity Shares of Rs. 10 each fullu paid up	200,000	200,000
	200,000	200,000
<b>SCHEDULE II - RESERVES AND SURPLUS</b>		
Capital Reserve (on amalgamation) as per last account	10,988	10,988
Securities Premium Account		
Balance as per last account	6,386,000	6,386,000
Profit and Loss Account	(1,205,245)	132,290
	5,191,743	6,529,278
<b>SCHEDULE III - SECURED LOANS</b>		
	-	-
<b>SCHEDULE V - INVESTMENTS</b>		
A. Long-term Investments [at cost] [unquoted]		
In Government Securities [Non-trade]		
Indira Vikas Patra	1,000	1,000
	1,000	1,000



# **MADHIN TRADING PRIVATE LIMITED**

## **Schedule - IV - FIXED ASSETS :**

PARTICULARS	GROSS BLOCK				DEPRECIATION				NET BLOCK	
	AS AT 01.04.2010	ADDITIONS	DELETIONS/ ADJUSTMENTS	AS AT 31.03.2011	AS AT 01.04.2010	FOR THE PERIOD	DELETIONS/ ADJUSTMENTS	AS AT 31.03.2011	AS AT 31.03.2011	AS AT 31.03.2011
Building	427,874		-	427,874	427,874			427,874	-	-
Leasehold Improvements	-	1,500,000		1,500,000		187,500		187,500	1,312,500	-
Electrical Equipments	2,643,445	1,112,625	-	3,756,070	1,288,178	321,519		1,609,697	2,146,373	1,355,267
Office Equipments	101,548	-	-	101,548	44,658	7,913		52,571	48,977	56,890
Furniture & Fixtures	3,651,322	308,233	-	3,959,555	2,985,956	298,676		3,284,632	674,923	665,367
Plant & Machinery	1,430,691	94,488	-	1,525,179	982,305	156,859		1,139,163	386,016	448,386
Computer	84,009	-	-	84,009	48,491	14,207		62,698	21,311	35,518
Factory Equipments	752,097	140,910	-	893,007	386,688	71,836		458,524	434,483	365,409
	<b>9,090,987</b>	<b>3,156,256</b>	<b>-</b>	<b>12,247,243</b>	<b>6,164,149</b>	<b>1,058,510</b>	<b>-</b>	<b>7,222,659</b>	<b>5,024,584</b>	<b>2,926,838</b>
<b>Previous Year</b>	<b>7,917,513</b>	<b>1,173,474</b>		<b>9,090,987</b>	<b>4,159,102</b>	<b>2,005,047</b>		<b>6,164,149</b>	<b>2,926,838</b>	<b>3,758,411</b>



**SCHEDULES ANNEXED TO AND FORMING PART OF ACCOUNTS  
FOR THE PERIOD ENDED MARCH 31, 2011**

	31-03-2011	31-03-2010
--	------------	------------

**SCHEDULE VI - CURRENT ASSETS, LOANS AND ADVANCES**

**Cash and Bank Balances**

Cash on hand	149,735	138,983
Bank Balances with Scheduled Banks:		
-- in Current Accounts	985,378	642,991
	<b>1,135,113</b>	<b>781,974</b>

**Loans and Advances**

[Unsecured, considered good]

Advances recoverable in cash or kind or for value to be received

-- for Supplies and Services	36,896	333,490
-- to Staff	296,119	155,000
-- others	4,066,010	480,524
Security & other deposits	146,000	507,265
Advance Tax (net of provision)	5,866,512	4,905,744

**10,411,537** **6,382,023**

**11,546,650** **7,163,997**

**SCHEDULE VII - CURRENT LIABILITIES AND PROVISIONS**

**Current Liabilities**

Sundry Creditors

-- Dues to Micro and Small Enterprises

[Refer Note C-11 to Schedule XV]

-- Others	8,086,358	2,094,143
Due to Holding company	470,031	1,636,076
Book Overdraft	36,184	65,998
Other Liabilities	1,762,731	526,493

**10,355,304** **4,322,710**

**Provisions**

Gratuity	300,011	-
Leave Benefits	525,176	5,660

**825,187** **5,660**

**11,180,491** **4,328,370**



Madhin Trading Pvt Ltd

SCHEDULES ANNEXED TO AND FORMING PART OF ACCOUNTS  
FOR THE PERIOD ENDED MARCH 31, 2011

	31-03-2011	31-03-2010
<b>SCHEDULE XIV - FINANCE CHARGES</b>		
Bank Charges	19,960	4,485
	<u>19,960</u>	<u>4,485</u>





**SCHEDULES ANNEXED TO AND FORMING PART OF ACCOUNTS  
FOR THE PERIOD ENDED MARCH 31, 2011**

	31-03-2011	31-03-2010
--	------------	------------

**SCHEDULE VIII - CONTRACT RECEIPTS**

Job Work Income	53,252,630	4,789,170
	<u>53,252,630</u>	<u>4,789,170</u>

**SCHEDULE IX - OTHER INCOME**

Prior Period Income	45,000	1,285,662
Miscellaneous Income	-	822
	<u>45,000</u>	<u>1,286,484</u>

**SCHEDULE XI - OTHER MANUFACTURING AND OPERATING EXPENSES**

Power and Fuel	1,386,697	177,234
Repairs and Maintenance - Plant and Machinery	238,042	139,113
Other Manufacturing Expenses	338,523	165,166
	<u>1,963,262</u>	<u>481,513</u>

**SCHEDULE XII - PERSONNEL COSTS**

Salaries, Wages and Bonus	38,633,473	3,573,304
Contribution to Provident Fund and other Funds	4,939,346	412,248
Gratuity expense	1,280,614	193,688
Welfare Expenses	116,280	47,153
	<u>44,969,713</u>	<u>4,226,393</u>

**SCHEDULE XIII - SELLING AND ADMINISTRATIVE EXPENSES**

Rent	1,945,696	316,001
Repairs and Maintenance		
-- Buildings	155,854	120,470
--Others	1,486,208	302,679
Insurance	10,680	-
Rates and Taxes	147,090	46,759
Legal and Professional Charges	339,232	147,093
Printing and Stationery	23,363	10,234
Communication Costs	41,970	-
Travelling and Conveyance	393,479	75,789
Auditors' Remuneration [Refer Note C- 9 to Schedule XV]	44,120	44,120
Prior Period Expenses	-	52,500
Brokerage and Commission	53,824	-
Miscellaneous Expenses	1,007,357	205,132
	<u>5,648,873</u>	<u>1,320,777</u>



**MADHIN TRADING PRIVATE LIMITED****Cash Flow Statement for the year ended 31st March 2011****Cash flow from Operating Activities**

Net profit before taxation & Extraordinary items  
Adjustment for:  
Depreciation

Operating profit before working Capital changes

Adjustment for:

(Increase)/Decrease in Advances

(Increase)/Decrease in Security and other deposits

Increase/(Decrease) in current liabilities

Increase/(Decrease) in Provisions

**Cash generated from operations**

Taxes Paid :

Current tax

Income tax of earlier years

**Net Cash Flow fromm Operating Activities**

**Cash flow from Investing Activities**

Purchase of fixed assets

**Net Cash Flow from Investing Activities**

**Cash flow from Financing Activities**

**Net Cash flow from Financing Activities**

Net Increase / (Decrease) in Cash and Cash  
Equivalents

**Increase / (Decrease) in Cash And Cash Equivalents**

Cash and Cash Equivalents as at the commencement  
of the year (Opening Balance)

Cash and Cash Equivalents as at the end of the  
year (Closing Balance)

	31.03.2011	31.03.2010
	Rs.	Rs.
	(362,688)	(1,962,561)
	1,058,510	2,005,047
	695,822	42,486
	(3,430,011)	(201,410)
	361,265	4,586,276
	6,032,594	(2,726,665)
	819,527	(149,087)
	<b>4,479,197</b>	<b>1,551,600</b>
	(969,802)	36,694
	-	(127,679)
	<b>3,509,396</b>	<b>1,460,615</b>
	(3,156,256)	(1,173,474)
	<b>(3,156,256)</b>	<b>(1,173,474)</b>
	-	-
	<b>353,139</b>	<b>287,141</b>
	781,974	494,833
	1,135,113	781,974

As per our report of even date

For V. M. PAL & Co.,

Firm Regn. No. 09075S

Chartered Accountants


A. V. PAL

Partner

(Membership No.37316)

Place : Bangalore

Date : 23.05.2011



For and on behalf of the Board  
For MADHIN TRADING PRIVATE LIMITED

*Gautam Chakravarti*

Gautam Chakravarti  
Director

*Sumit Keshan*

Sumit Keshan  
Director

**MADHIN TRADING PRIVATE LIMITED**

**SCHEDULES ANNEXED TO AND FORMING PART OF ACCOUNTS FOR THE YEAR  
ENDED MARCH 31, 2011**

---

**SCHEDULE XV - NOTES TO ACCOUNTS**

**A. Background**

Madhin Trading Private Limited (herein after referred to as "the Company") was incorporated on 27th February 2003. The Company took over all the assets and liabilities of M/s Carnival Clothing Company as a going concern on 1st July 2004. The Company became a subsidiary of Gokaldas Exports Limited on 1st December 2004.

**B. Significant accounting policies**

**a) Basis of preparation of financial statements**

The financial statements have been prepared to comply in all material respects in respects with the notified accounting standards under Companies (Accounting Standards) Rules, 2006 and the relevant provisions of the Companies Act, 1956. The financial statements have been prepared under the historical cost convention on an accrual basis except in case of assets for which provision for impairment is made and revaluation is carried out. The accounting policies have been consistently applied by the Company and are consistent with those used in the previous year.

**b) Use of estimates**

The preparation of financial statements in conformity with generally accepted accounting principles requires management to make estimates and assumptions that affect the reported amounts of assets and liabilities and disclosure of contingent liabilities at the date of the financial statements and the results of operations during the reporting period. Although these estimates are based upon management's best knowledge of current events and actions, actual results could differ from these estimates.

**c) Revenue recognition**

Revenue is recognized to the extent that it is probable that the economic benefits will flow to the Company and the revenue can be reliably measured.

Revenue from sale of goods is recognized when significant risks and rewards of ownership of the goods are transferred to the customer.

Export incentives are recognized on accrual basis in accordance with the applicable schemes formulated, by the Government of India.

Revenues from job work contract are recognized as and when services are rendered.

Dividend income on investments is accounted when the right to receive the dividend is established.

Interest income is recognized on a time proportion basis taking into account the amount outstanding and the rate applicable.

Insurance / other claims are recognized on acceptance basis.



**d) Fixed assets and depreciation/ amortization (tangible and intangible)**

Fixed assets are stated at cost of acquisition/construction less accumulated depreciation and impairment losses if any, net of grants received, where applicable and subsequent improvements thereto including taxes, duties, freight and other incidental expenses related to acquisition/construction.

Depreciation is provided using the written down value method as per the useful lives of the assets estimated by the management, or at the rates prescribed under Schedule XIV of the Companies Act, 1956 whichever is higher.

	<u>Rate of depreciation (WDV)</u>
Buildings	10.00%
Plant & Machinery	13.91%
Electrical Equipments	13.91%
Office Equipments	13.91%
Furniture & Fixtures	18.10%
Computers (including software)	40.00%
Vehicles	25.89%

Assets individually costing Rs. 5,000 or less are fully depreciated in the year of addition. Leasehold improvements are depreciated over the primary lease period or useful life, whichever is lower. Process improvement costs capitalized as intangible assets are amortized over three years.

**e) Borrowing Costs**

Borrowing costs attributable to acquisition and construction of qualifying assets are capitalized as a part of the cost of such asset. Other borrowing costs are charged to Profit and Loss Account.

**f) Impairment of assets**

At each Balance Sheet date, the Company assesses whether there is any indication that an asset may be impaired. If any such indication exists, the Company estimates the recoverable amount. If the carrying amount of the asset exceeds its recoverable amount, an impairment loss is recognized in the Profit and Loss Account to the extent the carrying amount exceeds the recoverable amount. The recoverable amount is the greater of the asset's net selling price and value in use. In assessing value in use, the estimated future cash flows are discounted to their present value at the weighted average cost of capital.

**g) Inventories**

Raw materials, packing materials, stores, spares and consumables are valued at lower of cost and net realizable value. Cost is determined on a weighted average basis. However, materials and other items held for use in the production of inventories are not written down below cost if the finished products in which they will be incorporated are expected to be sold at or above cost.

Finished goods and work in progress are valued at lower of cost and net realisable value after considering provision for obsolescence and other anticipated loss, wherever considered necessary. Finished goods and work in progress includes cost of conversion and other production overheads. Cost is determined on a weighted average basis. Cost of finished goods includes excise duty.

Net realizable value is the estimated selling price in the ordinary course of business, less estimated costs of completion and estimated costs necessary to make the sale.



## **h) Foreign currency transactions**

### **(i) Initial Recognition**

Foreign currency transactions are recorded in the reporting currency, by applying to the foreign currency amount the exchange rate between the reporting currency and the foreign currency at the date of the transaction.

### **(ii) Conversion**

Foreign currency monetary items are reported using the closing rate. Non-monetary items which are carried in terms of historical cost denominated in a foreign currency are reported using the exchange rate at the date of the transaction; and non-monetary items which are carried at fair value or other similar valuation denominated in a foreign currency are reported using the exchange rates that existed when the values were determined.

### **(iii) Exchange Differences**

Exchange differences arising on the settlement of monetary items or on reporting monetary items of Company at rates different from those at which they were initially recorded during the year, or reported in previous financial statements, are recognised as income or as expenses in the year in which they arise.

## **i) Government Grants**

Grants and subsidies from the government are recognized when there is reasonable assurance that the grant/subsidy will be received and all attaching conditions will be complied with.

When the grant or subsidy relates to an expense item, it is netted off with the relevant expense. Where the grant or subsidy relates to an asset, its value is deducted in arriving at the carrying amount of the related asset.

## **j) Investments**

Investments that are readily realizable and intended to be held for not more than a year are classified as current investments. All other investments are classified as long-term investments. Current investments are carried at lower of cost and fair value determined on an individual investment basis. Long-term investments are carried at cost. However, provision for diminution in value is made to recognize a decline other than temporary in the value of the investments.

## **k) Retirement and Other Employee Benefits**

### **Defined Contribution Plans:**

Contributions to Provident Fund are made at pre-determined rates and charged to the Profit & Loss Account. The Company's liability is limited to the extent of contributions made.

### **Defined Benefit Plans:**

Gratuity liability is accrued in the books based on actuarial valuation on projected unit credit method as at Balance Sheet date. Actuarial gains or losses are immediately taken to Profit and Loss Account and are not deferred.

### **Other Employee Benefits:**

Compensated absences are provided for, on the basis of an actuarial valuation on projected unit credit method at the end of each financial year. Actuarial gains or losses are immediately taken to Profit and Loss Account and are not deferred.



## **l) Taxation**

Tax expense comprises current and deferred tax. Current income tax is measured at the amount expected to be paid to the tax authorities in accordance with the Income-tax Act, 1961. Deferred income taxes reflects the impact of current year timing differences between taxable income and accounting income for the year and reversal of timing differences of earlier years.

Deferred tax is measured based on the tax rates and the tax laws enacted or substantively enacted at the balance sheet date. Deferred tax assets are recognised only to the extent that there is reasonable certainty that sufficient future taxable income will be available against which such deferred tax assets can be realised. In situations where the Company has unabsorbed depreciation or carry forward tax losses, deferred tax asset is recognised only to the extent that it has timing differences the reversal of which will result in sufficient income or there is other convincing evidence that sufficient taxable income will be available against which such deferred tax assets can be realised.

At each balance sheet date the Company re-assesses unrecognised deferred tax assets. It recognises deferred tax assets to the extent that it has become reasonably certain or virtually certain, as the case may be that sufficient future taxable income will be available against which such deferred tax assets can be realised.

The carrying amount of deferred tax assets are reviewed at each balance sheet date. The Company writes-down the carrying amount of a deferred tax asset to the extent that it is no longer reasonably certain or virtually certain, as the case may be, that sufficient future taxable income will be available against which deferred tax asset can be realised.

MAT credit is recognised as an asset only when and to the extent there is convincing evidence that the Company will pay normal income tax during the specified period. In the year in which the Minimum Alternative tax (MAT) credit becomes eligible to be recognized as an asset in accordance with the recommendations contained in Guidance Note issued by the Institute of Chartered Accountants of India, the said asset is created by way of a credit to the profit and loss account and shown as MAT Credit Entitlement. The Company reviews the same at each balance sheet date and writes down the carrying amount of MAT Credit Entitlement to the extent there is no longer convincing evidence to the effect that Company will pay normal Income Tax during the specified period.

## **m) Accounting for leases**

Leases where the lessor effectively retains substantially all the risks and benefits of ownership of the leased term, are classified as operating leases. Operating lease payments are recognized as an expense in the Profit and Loss account on a straight-line basis over the lease term.


## **n) Provisions**

A provision is recognised when an enterprise has a present obligation as a result of past event; it is probable that an outflow of resources will be required to settle the obligation, in respect of which a reliable estimate can be made. Provisions are not discounted to its present value and are determined based on best estimate required to settle the obligation at the balance sheet date. These are reviewed at each balance sheet date and adjusted to reflect the current best estimates.

## **o) Segment Reporting Policies**

### **Identification of segments:**

The Company's operating businesses are organized and managed separately according to the nature of products and services provided, with each segment representing a strategic business unit that offers different products and serves different markets. The analysis of geographical segments is based on the areas in which major operating divisions of the Company operate.





**Basis of allocation:**

Assets, liabilities, income and expenditure are allocated to each segment according to the relative contribution of each segment to the total amount. Unallocated items include general corporate items which are not allocated to any segment.

**Segment Policies:**

The Company prepares its segment information in conformity with the accounting policies adopted for preparing and presenting the financial statements of the Company as a whole.

**p) Earnings Per Share**

Basic earnings per share are calculated by dividing the net profit or loss for the period attributable to equity shareholders (after deducting preference dividends and attributable taxes) by the weighted average number of equity shares outstanding during the period. Partly paid equity shares are treated as a fraction of an equity share to the extent that they were entitled to participate in dividends relative to a fully paid equity share during the reporting period. The weighted average number of equity shares outstanding during the period is adjusted for events of bonus issue; bonus element in a rights issue to existing shareholders; share split; and reverse share split (consolidation of shares).

For the purpose of calculating diluted earnings per share, the net profit or loss for the period attributable to equity shareholders and the weighted average number of shares outstanding during the period are adjusted for the effects of all dilutive potential equity shares.

**q) Cash and Cash equivalents**

Cash and cash equivalents in the balance sheet comprise cash at bank and in hand and short-term investments with an original maturity of three months or less.

**C. Notes to Account****1. Contingent liabilities**

(Amount in Rs.)

Particulars	2011	2010
Claims against the Company not acknowledged as debts	Nil	Nil
Guarantees given by banks	Nil	Nil
Outstanding letters of credit	Nil	Nil
Export Bills discounted with banks	Nil	Nil
Estimated amount of contracts remaining to be executed on capital accounts and not provided for (net of advances)	Nil	Nil

**2. Gratuity**

The Company has a defined benefit gratuity plan. Every employee who has completed five years or more of service gets a gratuity on departure at 15 days salary (last drawn salary) for each completed year of service. The scheme is funded with an insurance company in the form of a qualifying insurance policy.

The following tables summarise the components of net benefit expense recognised in the profit and loss account and the funded status and amounts recognised in the balance sheet for the respective plans.



Net employee benefit expense (in Profit and Loss Account)

	(Amount in Rs)	
	2011	2010
Current Service Cost	506,413	451,598
Interest cost on benefit obligation	(28,104)	(10,955)
Expected Return on Plan Assets	(3,877)	(18,124)
Actuarial gain/(loss)	646,208	(4,975)
<b>Net benefit expense</b>	<b>1,120,641</b>	<b>417,544</b>

Details of Provision for gratuity (in Balance Sheet)

	(Amount in Rs)	
	2011	2010
Defined benefit obligation	416,236	5,673
Fair value of plan asset	52,343	48,466
<b>Plan liability</b>	<b>(363,893)</b>	<b>42,793</b>

Changes in the present value of the defined benefit obligation are as follows:

	(Amount in Rs)	
	2011	2010
Opening defined benefit obligation	5,672	157,287
Current Service Cost	506,413	451,598
Interest Cost	(28,104)	(10,955)
Benefits Paid	(713,954)	(588,461)
Actuarial (gain)/loss	646,209	(3,796)
<b>Closing defined benefit obligation</b>	<b>416,236</b>	<b>5,673</b>

Changes in the fair value of plan asset are as follows:

	(Amount in Rs)	
	2011	2010
Opening fair value of plan asset	48,466	423,936
Expected return	3,877	18,124
Actuarial gain/(loss)	0	1,179
Contributions by employer	0	193,688
Benefits Paid	0	(588,461)
Contribution for Benefits settled directly by company	713,954	0
Benefits settled directly by company	(713,954)	0
<b>Closing fair value of plan asset</b>	<b>52,343</b>	<b>48,466</b>

The principal assumptions used in determining gratuity obligations for the Company's plan are shown below:

Interest Rate	8%	8%
Discount Factor	8%	8%
Estimated Rate of return on Plan Assets	8%	8%
Attrition Rate	35%	35%
Rate of escalation in Salary per annum	5%	5%
Retirement Age	58%	58%

The Company expects to contribute Rs. 365,000 to gratuity in 2011-12.

The major categories of plan asset as a percentage of the fair value of total plan asset are as follows:

	%	
	2011	2010
Investments with insurer	100	100

Notes:

- The estimate of future salary increases considered in actuarial valuation takes into account inflation, seniority, promotion and other relevant factors such as supply and demand in the employment market.





### 3. Segment information

#### a) Primary business segment

The Company is engaged in a single business segment of sale of garment, and hence, no additional disclosures are required, other than those already given in the financial statements.

#### b) Secondary business segment (by geographical area based on location of customers):

(Amount in Rs)

Geographical Segment	Revenues	Carrying amount of segment assets (Debtors)
In India	53,252,630 (4,789,170)	NIL (NIL)
Outside India		
<b>Total</b>	<b>53,252,630 (4,789,170)</b>	<b>NIL (NIL)</b>

Note:

1. All fixed assets are located in India.
2. Figures in brackets relate to previous year.

### 4. Related party disclosures

#### A. Names of related parties and description of relationship:

Ref	Description of Relationship	Names of related parties
a.	<i>Parties where control exists:</i>	
(i)	Immediate Holding Company	Gokaldas Exports Limited
(iii)	Wholly Owned Subsidiaries	Deejay Trading Private Limited Glamourwear Apparels Private Limited All Colour Garments Private Limited Magenta Trading Private Limited Rafter Trading Private Limited Rajdin Apparels Private Limited Reflexion Trading Private Limited Rishikesh Apparels Private Limited Robot Systems Private Limited Seven Hills Clothing Private Limited SNS Clothing Private Limited Vignesh Apparels Private Limited
b.	<i>Key management personnel:</i>	
(i)	Director	Mr. Madanlal J Hinduja (resigned on 15.01.2011)
(ii)	Director	Mr. Rajendra J Hinduja (resigned on 31.03.2011)
(iii)	Director	Mr. Dinesh J Hinduja (resigned on 31.03.2011)
(iv)	Director	Mr. Gautam Chakravarti (appointed on 24.01.2011)
(v)	Director	Mr. Sumit Keshan (appointed on 31.03.2011)
c.	<i>Enterprises over which key management personnel and their relatives exercise significant influence with whom transactions have taken place during the year:</i>	
(i)	Private Limited Companies	NIL
(ii)	Partnership firms	NIL



- B. The following are the volume of transactions with related parties during the year and outstanding balances as at the year- end disclosed in aggregate by type of related party:

Figures in brackets relate to previous year.

( Amount in Rs)

Nature of transactions	Holding Company	Fellow Subsidiaries	Others	Total
	A(a)	A(a)	A(c)	
<b>Income</b>				
Job work charges	53,252,630 (4,789,170)			53,252,630 (4,789,170)
<b>Expenses</b>				
Expense Reimbursement	Nil (1,485,240)			Nil (1,485,240)
<b>Balances outstanding as at March 31, 2011</b>				
-- Credit balances	470,031 (1,636,076)			470,031 (1,636,076)
-- Debit balances	NIL (Nil)	(Nil)		NIL (Nil)

Disclosure for transactions that exceed 10% of total value of each class of transactions:

(Amount in Rs)

	2011	2010
<b>Expense Reimbursement</b>		
Gokaldas Exports Limited	Nil	1,485,240


#### 5. Leasing Arrangements:

The Company's leasing arrangements in respect of its office, factory and residential premises are in the nature of operating leases. These leasing arrangements are usually cancellable at the option of the lessee any time.

#### 6. Earnings per share

(Amount in Rs)

Particulars	2011	2010
Net profit for the year as per profit and loss account before exceptional items	(1,337,535)	(1,483,807)
Net profit for the year as per profit and loss account after exceptional items	(1337,535)	(1,483,807)
Weighted average number of equity shares (Nos.)	20,000	20,000
Nominal value per share	10	10
Earnings per share – Basic and diluted		
Before exceptional items	(66.88)	(74.19)
After exceptional items		



**7. Deferred taxes – Components Assets / (Liability)**

(Amount in Rs)

Particulars	As at March 31, 2010	Current year (charge)/credit	As at March 31, 2011
Difference between book and tax base of fixed assets	699,611	(699,611)	-
Relating to Loss carried forward	266,202	(266,202)	-
<b>Total</b>	<b>965,813</b>	<b>(965,813)</b>	<b>-</b>

**8. Remuneration to directors**

(Amount in Rs)

Particulars	2011	2010
Salaries	Nil	Nil

**9. Auditors' remuneration\***

(Amount in Rs)

Particulars	2011	2010
Audit fees	40,000	40,000
Taxation matters		
	<b>40,000</b>	<b>40,000</b>

\* Excluding service tax

**10. a) Licensed, installed capacities and production**

Particulars	Unit	2011	2010
<i>Licensed capacity</i>			
Readymade garments	Pcs	Not Applicable	Not Applicable
<i>Installed capacity</i>			
Readymade garments		Refer note below	
<i>Production</i>			
Readymade garments - Own production - Through Job workers	Pcs	Not Applicable	Not Applicable

Note: Installed capacity cannot be quantified on account of a large variety of products that can be manufactured with varying specifications.

**b) CIF value of imports**

Current Year : Nil Previous Period : Nil

**c) Expenditure in foreign currency on accrual basis**

Current Year : Nil Previous Period : Nil



d) Imported and indigenous raw materials, stores and spare parts consumed

Particulars	2011		2010	
	Amount (Rs)	%	Amount (Rs)	%
<i>Raw Materials</i>				
Imported	Not Applicable		Not Applicable	
Indigenous				
<i>Consumables, Stores and Spares</i>				
Imported	Not Applicable		Not Applicable	
Indigenous				

e) Earnings in foreign currency

Current Year : Nil Previous Period : Nil

11. Based on the information available with the company, there are no suppliers who are registered as micro, small or medium enterprises under the Micro, Small or Medium Enterprises Development Act 2006.
12. Previous year's figures have been regrouped/rearranged/reclassified, wherever necessary to conform to the current year's presentation.


Signatures to schedules I to XV

For and on behalf of the Board

For MADHIN TRADING PRIVATE LIMITED



Gautam Chakravarti  
Director



Sumit Keshan  
Director



As per our report of even date

For V.M.Pal & Co.

Firm Regn. No.09075S  
Chartered Accountants

  
A.V. Pal  
(Partner)

(Membership No.37316)

Bangalore:

Dated: May 23, 2011

**MADHIN TRADING PRIVATE LIMITED**

Statement Pursuant to Part IV of Schedule VI to the Companies Act, 1956

**Balance Sheet Abstract and Company's General Business Profile**

**1. Registration Details**

Registration No. 

3	1	6	4	3
---	---	---	---	---

 State Code 

0	8
---	---

Balance Sheet Date 

3	1
---	---

0	3
---	---

2	0	1	1
---	---	---	---

Date Month Year

**2. Capital Raised during the year (Amount in Rs. Thousands)**

Public Issue	Bonus Issue																										
<table border="1"><tr><td></td><td></td><td></td><td></td><td></td><td></td><td></td><td></td><td></td><td></td><td>N</td><td>I</td><td>L</td></tr></table>											N	I	L	<table border="1"><tr><td></td><td></td><td></td><td></td><td></td><td></td><td></td><td></td><td></td><td></td><td>N</td><td>I</td><td>L</td></tr></table>											N	I	L
										N	I	L															
										N	I	L															
Rights Issue	Private Placement																										
<table border="1"><tr><td></td><td></td><td></td><td></td><td></td><td></td><td></td><td></td><td></td><td></td><td>N</td><td>I</td><td>L</td></tr></table>											N	I	L	<table border="1"><tr><td></td><td></td><td></td><td></td><td></td><td></td><td></td><td></td><td></td><td></td><td>N</td><td>I</td><td>L</td></tr></table>											N	I	L
										N	I	L															
										N	I	L															

**3. Position of Mobilisation and Deployment of Funds (Amounts in Rs. Thousands)**

Total Liabilities	Total Assets																												
<table border="1"><tr><td></td><td></td><td></td><td></td><td></td><td></td><td></td><td></td><td></td><td></td><td>5</td><td>3</td><td>9</td><td>2</td></tr></table>											5	3	9	2	<table border="1"><tr><td></td><td></td><td></td><td></td><td></td><td></td><td></td><td></td><td></td><td></td><td>5</td><td>3</td><td>9</td><td>2</td></tr></table>											5	3	9	2
										5	3	9	2																
										5	3	9	2																
Sources of Funds	Reserves and surplus																												
Paid-up capital	<table border="1"><tr><td></td><td></td><td></td><td></td><td></td><td></td><td></td><td></td><td></td><td></td><td>5</td><td>1</td><td>9</td><td>2</td></tr></table>											5	1	9	2														
										5	1	9	2																
<table border="1"><tr><td></td><td></td><td></td><td></td><td></td><td></td><td></td><td></td><td></td><td></td><td>2</td><td>0</td><td>0</td></tr></table>											2	0	0																
										2	0	0																	
Secured loans	Unsecured loans																												
<table border="1"><tr><td></td><td></td><td></td><td></td><td></td><td></td><td></td><td></td><td></td><td></td><td>N</td><td>I</td><td>L</td></tr></table>											N	I	L	<table border="1"><tr><td></td><td></td><td></td><td></td><td></td><td></td><td></td><td></td><td></td><td></td><td>N</td><td>I</td><td>L</td></tr></table>											N	I	L		
										N	I	L																	
										N	I	L																	
Deferred tax liability (Net)																													
<table border="1"><tr><td></td><td></td><td></td><td></td><td></td><td></td><td></td><td></td><td></td><td></td><td>N</td><td>I</td><td>L</td></tr></table>											N	I	L																
										N	I	L																	
Application of Funds																													
Net fixed assets including capital work in progress	Investments																												
<table border="1"><tr><td></td><td></td><td></td><td></td><td></td><td></td><td></td><td></td><td></td><td></td><td>5</td><td>0</td><td>2</td><td>5</td></tr></table>											5	0	2	5	<table border="1"><tr><td></td><td></td><td></td><td></td><td></td><td></td><td></td><td></td><td></td><td></td><td></td><td></td><td></td><td>1</td></tr></table>														1
										5	0	2	5																
													1																
Net current assets	Miscellaneous expenditure																												
<table border="1"><tr><td></td><td></td><td></td><td></td><td></td><td></td><td></td><td></td><td></td><td></td><td>3</td><td>6</td><td>6</td></tr></table>											3	6	6	<table border="1"><tr><td></td><td></td><td></td><td></td><td></td><td></td><td></td><td></td><td></td><td></td><td>N</td><td>I</td><td>L</td></tr></table>											N	I	L		
										3	6	6																	
										N	I	L																	
Accumulated losses	Deferred tax Asset																												
<table border="1"><tr><td></td><td></td><td></td><td></td><td></td><td></td><td></td><td></td><td></td><td></td><td>N</td><td>I</td><td>L</td></tr></table>											N	I	L	<table border="1"><tr><td></td><td></td><td></td><td></td><td></td><td></td><td></td><td></td><td></td><td></td><td>N</td><td>I</td><td>L</td></tr></table>											N	I	L		
										N	I	L																	
										N	I	L																	



4. Performance of the Company (Amount in Rs. Thousands)

Turnover (Total income)	Total Expenditure																					
<table border="1" style="display: inline-table; border-collapse: collapse;"> <tr><td style="width: 20px; height: 20px;"></td><td style="width: 20px; height: 20px;"></td><td style="width: 20px; height: 20px;"></td><td style="width: 20px; height: 20px;"></td><td style="width: 20px; height: 20px;"></td><td style="width: 20px; height: 20px; text-align: center;">5</td><td style="width: 20px; height: 20px; text-align: center;">3</td><td style="width: 20px; height: 20px; text-align: center;">2</td><td style="width: 20px; height: 20px; text-align: center;">9</td><td style="width: 20px; height: 20px; text-align: center;">8</td></tr> </table>						5	3	2	9	8	<table border="1" style="display: inline-table; border-collapse: collapse;"> <tr><td style="width: 20px; height: 20px;"></td><td style="width: 20px; height: 20px;"></td><td style="width: 20px; height: 20px;"></td><td style="width: 20px; height: 20px;"></td><td style="width: 20px; height: 20px;"></td><td style="width: 20px; height: 20px; text-align: center;">5</td><td style="width: 20px; height: 20px; text-align: center;">3</td><td style="width: 20px; height: 20px; text-align: center;">6</td><td style="width: 20px; height: 20px; text-align: center;">6</td><td style="width: 20px; height: 20px; text-align: center;">0</td></tr> </table>						5	3	6	6	0	
					5	3	2	9	8													
					5	3	6	6	0													
+ - Profit/(Loss) Before Tax	+ - Profit/(Loss) After Tax																					
<table border="1" style="display: inline-table; border-collapse: collapse;"> <tr><td style="width: 20px; height: 20px;"></td><td style="width: 20px; height: 20px; text-align: center;">-</td></tr> </table> <table border="1" style="display: inline-table; border-collapse: collapse;"> <tr><td style="width: 20px; height: 20px;"></td><td style="width: 20px; height: 20px;"></td><td style="width: 20px; height: 20px;"></td><td style="width: 20px; height: 20px;"></td><td style="width: 20px; height: 20px;"></td><td style="width: 20px; height: 20px; text-align: center;">(3</td><td style="width: 20px; height: 20px; text-align: center;">6</td><td style="width: 20px; height: 20px; text-align: center;">2)</td></tr> </table>		-						(3	6	2)	<table border="1" style="display: inline-table; border-collapse: collapse;"> <tr><td style="width: 20px; height: 20px;"></td><td style="width: 20px; height: 20px; text-align: center;">-</td></tr> </table> <table border="1" style="display: inline-table; border-collapse: collapse;"> <tr><td style="width: 20px; height: 20px;"></td><td style="width: 20px; height: 20px;"></td><td style="width: 20px; height: 20px;"></td><td style="width: 20px; height: 20px;"></td><td style="width: 20px; height: 20px;"></td><td style="width: 20px; height: 20px; text-align: center;">(1</td><td style="width: 20px; height: 20px; text-align: center;">3</td><td style="width: 20px; height: 20px; text-align: center;">3</td><td style="width: 20px; height: 20px; text-align: center;">7)</td></tr> </table>		-						(1	3	3	7)
	-																					
					(3	6	2)															
	-																					
					(1	3	3	7)														
(Please tick Appropriate box + for profit, - for loss)																						

Earnings per Share (Rs)  
(on profit after taxes)

		(6	6	.	8	8)
--	--	----	---	---	---	----

Dividend Rate %

N	I	L
---	---	---

5. Generic Names of Three Principal Products / Services of Company  
(as per monetary terms)  
Item Code No. (ITC Code)

Product Description


NOT APPLICABLE

For and on behalf of the Board



**Gautam Chakravarti**  
Director





**Sumit Keshan**  
Director

Bangalore: May 23, 2011