

gokaldas exports ltd.

GEL/SEC/2014-15

4th April, 2014

Bombay Stock Exchange Limited
Floor 25, P.J Towers,
Dalal Street,
MUMBAI - 400 001

The National Stock Exchange of India Limited
Exchange Plaza,
Bandra - Kurla Complex, Bandra (E),
MUMBAI-400 051

SCRIP CODE: 532630

GOKEX

Dear Sir,


Sub: Compliance under clause 35 of the Listing Agreement -Shareholding Pattern as on 31st March, 2014

Pursuant to clause 35 of the Listing Agreement, please find enclosed Shareholding Pattern of the Company for the quarter ended 31st March, 2014 for your records.

Kindly acknowledge the receipt and do the needful

Thanking you,

Yours truly,
for **GOKALDAS EXPORTS LIMITED**


Ramya K
Company Secretary
Encl: as above



Regd. Office :

70, MISSION ROAD, P.B. No. 2717, BANGALORE-560 027 (INDIA)

Telephone : 22223600-1-2, 41272200



ISO 9001:2008
BUREAU VERITAS
Certification



(1)(a) STATEMENT SHOWING SHAREHOLDING PATTERN IN CLAUSE-35			
NAME OF THE COMPANY:GOKALDAS EXPORTS LIMITED			
SCRIP CODE:	532630	Name of the Scrip: GOKEX	
Class of Security:			
QUARTER ENDED:	31/03/2014		
Partly paid-up shares	No. of partly paid-up shares	As a % of total no. of partly paid-up shares	As a % of total no. of shares of the Company.
Held by promoter/promoter group	0	0	0
Held by Public	0	0	0
Total:	0	0	0
Outstanding convertible securities:	No. of outstanding securities	As a % of total no. of outstanding convertible securities.	As a % of total no. of shares of the Company assuming full conversion of the convertible securities
Held by promoter/promoter group	0	0	0
Held by Public	0	0	0
Total:	0	0	0
Warrants:	No. of warrants	As a % of total no. of warrants	As a % of total no. of shares of the Company, assuming full conversion of warrants
Held by promoter/promoter group	0	0	0
Held by Public	0	0	0
Total:	0	0	0
Total paid-up capital of the Company, assuming full conversion of warrants and convertible securities	34376000	0	100.00




Category code	Category of shareholder	Total number of shareholders	Number of shares	Number of shares held in dematerialized form	Total shareholding as a percentage of total number of shares			
(B)	Institutions				As a percentage of (A+B+C)			
(1)	Mutual Funds/ UTI							
(a)	Financial Institutions/ Banks							
(b)	Central Government/ State Government(s)	1	299484	299484	0.87	0.87		
(c)	Venture Capital Funds							
(d)	Insurance Companies							
(e)	Foreign Institutional Investors	0	0	0	0.00	0.00		
(f)	Foreign Venture Capital Investors							
(g)	Qualified Foreign Investor							
(h)	Any Other (specify)							
(i)	Sub-Total (B)(1)	1	299484	299484	0.87	0.87		
(2)	Non-Institutions							
(a)	Bodies Corporate	214	2668661	2668661	7.76	7.76		
	Individuals -							
	i. Individual shareholders holding nominal share capital up to Rs. 1 lakh.	9617	1384812	1384193	4.03	4.03		
	ii. Individual shareholders holding nominal share capital in excess of Rs. 1 lakh.	9	6512119	6512119	18.94	18.94		
(c)	Any Other (specify)							
	Non Resident Indians	106	29252	29252	0.09	0.09		
	Trust	0	0	0	0.00	0.00		
	Clearing Members	23	12410	12410	0.04	0.04		
(d)	Qualified Foreign Investor	0	0	0	0.00	0.00		
	Sub-Total (B)(2)	9669	10607274	10606655	30.86	30.86		
	Total Public Shareholding (B) = (B)(1)+(B)(2)	9970	10906768	10906139	31.73	31.73		
(C)	TOTAL (A)+(B)	9971	34376000	34375381	100.00	100.00		
	Shares held by Custodians and against which Depository Receipts have been issued	0	0	0	0.00	0.00		
	GRAND TOTAL (A)+(B)+(C)	9971	34376000	34375381	100.00	100.00	23469242.00	68.27



(1) (a) Name of the Company: Gokaldas Exports Limited
 Scrip Code: BSE : 532630, NSE: GOKEX
 Statement showing Shareholding Pattern as on 31.03.2014
 Quarter ended: 31.03.2014

Category	Category of shareholder	Total number of shareholders	Number of shares	Number of shares held in dematerialized form	Total shareholding as a percentage of total number of shares		Shares pledged or otherwise encumbered	As a percentage of (IX)=(VIII)/(IV)*100
					(VI)	(VII) As a percentage of (A+B+C)		
(I)	(II)	(III)	(IV)	(V)	(VI)	(VII)	(VIII)	(IX)
(A)	Indian							
(1)	Individuals/ Hindu Undivided Family							
(a)	Central Government/ State Government(s)	0	0	0	0.00	0.00	0	0.00
(b)	Bodies Corporate							
(c)	Financial Institutions/ Banks							
(d)	Any Other (specify)							
(e)	Sub-Total (A)(1)	0	0	0	0.00	0.00	0	0.00
(2)	Foreign							
(a)	Individuals (Non-Resident Individuals/ Foreign Individuals)							
(b)	Bodies Corporate	1	23469242	23469242	68.27	68.27	23469242	68.27
(c)	Institutions							
(d)	Qualified Foreign Investor							
(e)	Any Other (specify)							
	Sub-Total (A)(2)	1	23469242	23469242	68.27	68.27	23469242	68.27
	Total Shareholding of Promoter and Promoter Group	1	23469242	23469242	68.27	68.27	23469242	68.27
	(A)=(A)(1)+(A)(2)							



(i)(b) Statement showing Shareholding of persons belonging to the category "Promoter and Promoter Group"


Sr. No.	Name of the shareholder	Total shares held		Encumbered shares (*)				Details of warrants		Details of convertible securities		Total shares (including underlying shares assuming full conversion of warrants and convertible securities) as a % of diluted share capital
		Number of shares	As a % of grand total (A)+(B)+(C)	Number of shares	As a percentage (A)+(B)+(C) of sub-class (i)(a)	As a % of grand total (A)+(B)+(C) of sub-class (i)(a)	Number of warrants held	As a % total number of warrants of the same class	Number of convertible securities held	As a % total number of convertible securities of the same class		
(i)	(ii)	(iii)	(iv)	(v)	(vi)=(v)/(iii)*100	(vii)						
1	BLACKSTONE IP CAPITAL PARTNERS (MAURITIUS) V. 8	23469242	68.27	23469242	100.00	68.27						
	TOTAL	23469242	68.27	23469242	100.00	68.27						

Statement showing holding of securities (including shares, warrants, convertible securities) of persons belonging to the category "Public" and holding more than 1% of the total number of shares

Sr. No.	Name of the shareholder	No. of shares held	Shares as a percentage of total number of shares (i.e., Grand Total (A)+(B)+(C) indicated in Statement at para (i)(a) above)	Details of warrants		Details of convertible securities		Total shares (including underlying shares assuming full conversion of warrants and convertible securities) as a % of diluted share capital
				Number of warrants held	As a % total number of warrants of the same class	Number of convertible securities held	% w.r.t total number of convertible securities of the same class	
1	DINESH JHAMANDAS HINDUJA	2151694	6.26					
2	RAJENDRA J HINDUJA	1944386	5.57					
3	MADANLAL JHAMANDAS HINDUJA	1879377	5.47					
4	SHIVANO BEHAL PRIVATE LIMITED	1443533	4.11					
5	QASVI TRADING PRIVATE LIMITED	867000	2.52					
6	ASWINI J HINDUJA	377586	1.10					
	TOTAL	8609058	25.03					

Statement showing holding of securities (including shares, warrants, convertible securities) of persons together with PACs belonging to the category "Public" and holding more than 5% of the total number of shares of the company

Sr. No.	Name of the shareholder(s) and the Persons Acting in Concert (PAC) with them	No. of shares held	Shares as a percentage of total number of shares (i.e., Grand Total (A)+(B)+(C) indicated in Statement at para (i)(a) above)	Details of warrants		Details of convertible securities		Total shares (including underlying shares assuming full conversion of warrants and convertible securities) as a % of diluted share capital
				Number of warrants	As a % total number of warrants of the same class	Number of convertible securities held	% w.r.t total number of convertible securities of the same class	
1	DINESH JHAMANDAS HINDUJA	2151694	6.26					
2	RAJENDRA J HINDUJA	1944386	5.57					
3	MADANLAL JHAMANDAS HINDUJA	1879377	5.47					
	TOTAL	5945457	17.29	0	0	0	0	



(i)(d)

Statement showing details of locked-in shares


Sr. No.	Name of the shareholder	Number of locked-in shares	Locked-in shares as a percentage of total number of shares (i.e., Grand Total (A)+(B)+(C) indicated in Statement at para (i)(e) above)	Promoter/ Promoter Group/ Public
1				
2				
TOTAL			0	0.00

Statement showing details of Depository Receipts (DRs)

Sr. No.	Type of outstanding DR (ADRs, GDRs, SDRs, etc.)	Number of outstanding DRs	Number of shares underlying outstanding DRs	Shares underlying outstanding DRs as a percentage of total number of shares (i.e., Grand Total (A)+(B)+(C) indicated in Statement at para (i)(e) above)
1		-	-	-
TOTAL		-	-	-

(ii)(b) Statement showing Holding of Depository Receipts (DRs), where underlying shares are in excess of 1% of the total number of shares.

Sr. No.	Name of the DR Holder	Type of outstanding DR (ADRs, GDRs, SDRs, etc.)	Number of shares underlying outstanding DRs	Shares underlying outstanding DRs as a percentage of total number of shares (i.e., Grand Total (A)+(B)+(C) indicated in Statement at para (i)(e) above)
1				
2				



GOKALDAS EXPORTS LIMITED**SHARE HOLDING PATTERN AS ON 31/03/2014**

Sno	Description	Cases	Shares	% Equity
1	CLEARING MEMBERS	23	12410	0.04
2	H U F	357	104539	0.30
3	INDIAN FINANCIAL INSTITUTIONS	1	299484	0.87
4	BODIES CORPORATES	214	2668681	7.76
5	NON RESIDENT INDIANS	106	29252	0.09
6	FOREIGN PROMOTERS BODIES CORPORATE	1	23469242	68.27
7	RESIDENT INDIVIDUALS	9269	7792392	22.67
Total:		9971	34376000	100.00

