

**INDEPENDENT AUDITOR'S REPORT**

**To the members of Gokaldas Exports Acharpura Private Limited**

**Report on the Standalone Financial Statements**

**Opinion**

We have audited the accompanying Ind AS financial statements of **Gokaldas Exports Acharpura Private Limited** (the "**Company**"), which comprise the Balance Sheet as at 31<sup>st</sup> March, 2025, the Statement of Profit and Loss (including Other Comprehensive Income), Statement of Changes in Equity and the Statement of cash flows for the year then ended, and notes to the financial statements, including a summary of the significant accounting policies and other explanatory information. (Hereinafter referred to as "Ind AS financial statements").

In our opinion and to the best of our information and according to the explanations given to us, the aforesaid Ind AS financial statements for the year ended 31<sup>st</sup> March, 2025 give the information required by the Act in the manner so required and give a true and fair view in conformity with the accounting principles generally accepted in India, of the state of affairs of the company as at 31<sup>st</sup> March, 2025, its loss, changes in equity and its cash flows for the year ended on that date.

**Basis for Opinion**

We conducted our audit of the financial statements in accordance with the Standards on Auditing specified under section 143(10) of the Act (SAs). Our responsibilities under those Standards are further described in the *Auditor's Responsibilities for the Audit of the Standalone Financial Statements* section of our report. We are independent of the Company in accordance with the Code of Ethics issued by the Institute of Chartered Accountants of India (ICAI) together with the independence requirements that are relevant to our audit of the financial statements under the provisions of the Act and the Rules thereunder, and we have fulfilled our other ethical responsibilities in accordance with these requirements and the ICAI's Code of Ethics. We believe that the audit evidence we have obtained is sufficient and appropriate to provide a basis for our audit opinion on the standalone financial statements

**Information Other than the Financial Statements and Auditor's Report Thereon**

The Company's Board of Directors is responsible for the other information. The other information comprises the information included in the board report, but does not include the standalone Ind AS financial statements and our auditor's report thereon. The board report is expected to be made available to us after



the date of this auditor's report.

Our opinion on the standalone Ind AS financial statements does not cover the other information and we will not express any form of assurance conclusion thereon.

In connection with our audit of the standalone Ind AS financial statements, our responsibility is to read the other information identified above when it becomes available and, in doing so, consider whether such other information is materially inconsistent with the standalone Ind AS financial statements or our knowledge obtained in the audit or otherwise appears to be materially misstated.

### **Responsibility of Management for Ind AS Financial Statements**

The Company's Board of Directors is responsible for the matters stated in Section 134(5) of the Companies Act, 2013 ("the Act") with respect to the preparation of these standalone financial statements that give a true and fair view of the financial position, financial performance including other comprehensive income / loss, changes in equity and cash flows of the Company in accordance with accounting principles generally accepted in India, including the Indian Accounting Standards (Ind AS) specified under section 133 of the Act.

This responsibility also includes maintenance of adequate accounting records in accordance with the provisions of the Act for safeguarding of the assets of the Company and for preventing and detecting frauds and other irregularities; selection and application of appropriate accounting policies; making judgments and estimates that are reasonable and prudent; and the design, implementation and maintenance of adequate internal financial controls, that were operating effectively for ensuring the accuracy and completeness of the accounting records, relevant to the preparation and presentation of the financial statements that give a true and fair view and are free from material misstatement, whether due to fraud or error.

In preparing the standalone financial statements, management is responsible for assessing the Company's ability to continue as a going concern, disclosing, as applicable, matters related to going concern and using the going concern basis of accounting unless management either intends to liquidate the Company or to cease operations, or has no realistic alternative but to do so.

The Board of Directors are responsible for overseeing the Company's financial reporting process.



### **Auditor's Responsibilities for the Audit of the Financial Statements**

Our objectives are to obtain reasonable assurance about whether the financial statements, as a whole are free from material misstatement, whether due to fraud or error, and to issue an auditor's report that includes our opinion. Reasonable assurance is a high level of assurance, but is not a guarantee that an audit conducted in accordance with SA's will always detect a material misstatement when it exists. Misstatements can arise from fraud or error and are considered material if, individually or in the aggregate, they could reasonably be expected to influence the economic decisions of users taken on the basis of these financial statements.

As part of an audit in accordance with SAs, we exercise professional judgment and maintain professional scepticism throughout the audit. We also:

- Identify and assess the risks of material misstatement of the financial statements, whether due to fraud or error, design and perform audit procedures responsive to those risks, and obtain audit evidence that is sufficient and appropriate to provide a basis for our opinion. The risk of not detecting a material misstatement resulting from fraud is higher than for one resulting from error, as fraud may involve collusion, forgery, intentional omissions, misrepresentations, or the override of internal control.
- Obtain an understanding of internal financial controls relevant to the audit in order to design audit procedures that are appropriate in the circumstances. Under section 143(3)(i) of the Companies Act, 2013, we are also responsible for expressing our opinion on whether the Company has adequate internal financial controls system in place and the operating effectiveness of such controls.
- Evaluate the appropriateness of accounting policies used and the reasonableness of accounting estimates and related disclosures made by management.
- Conclude on the appropriateness of management's use of the going concern basis of accounting and, based on the audit evidence obtained, whether a material uncertainty exists related to events or conditions that may cast significant doubt on the Company's ability to continue as a going concern. If we conclude that a material uncertainty exists, we are required to draw attention in our auditor's report to the related disclosures in the standalone financial statements or, if such disclosures are inadequate, to modify our opinion. Our conclusions are based on the audit evidence obtained up to the date of our auditor's report. However, future events or conditions may cause the Company to cease to continue as a going concern.

- Evaluate the overall presentation, structure and content of the standalone financial statements, including the disclosures, and whether the standalone financial statements represent the underlying transactions and events in a manner that achieves fair presentation.

We communicate with those charged with governance regarding, among other matters, the planned scope and timing of the audit and significant audit findings, including any significant deficiencies in internal control that we identify during our audit.

We also provide those charged with governance with a statement that we have complied with relevant ethical requirements regarding independence, and to communicate with them all relationships and other matters that may reasonably be thought to bear on our independence, and where applicable, related safeguards.

### **Report on Other Legal and Regulatory Requirements**

1. As required by the Companies (Auditor's Report) Order, 2020 ("the Order"), issued by the Central Government of India in terms of sub-section (11) of section 143 of the Companies Act, 2013, we give in the Annexure A, a statement on the matters specified in paragraphs 3 and 4 of the Order, to the extent applicable.
2. As required by Section 143 (3) of the Act, we report that:
  - (a) We have sought and obtained all the information and explanations which to the best of our knowledge and belief were necessary for the purposes of our audit.
  - (b) In our opinion, proper books of account as required by law have been kept by the Company so far as it appears from our examination of those books
  - (c) The Balance Sheet, the Statement of Profit and Loss including statement of Other Comprehensive Income, the Cash Flow Statement and the statement of changes in equity dealt with by this Reports are in agreement with the books of account.
  - (d) In our opinion, the aforesaid Standalone IND AS financial statements comply with the Accounting Standards specified under Section 133 of the Act, read with Rule 7 of the Companies (Accounts) Rules, 2014 and the companies (Indian Accounting Standards) Rules, 2015 as amended,
  - (e) On the basis of written representations received from the directors as on March 31, 2025 and taken on record by the Board of Directors, none of the directors is disqualified as on March 31, 2025





from being appointed as a director in terms of Section 164 (2) of the Act.

- (f) With respect to the adequacy of the internal financial controls over financial reporting of the Company and the operating effectiveness of such controls, refer to our separate report in "Annexure B" to this report
- (g) with respect to the other matters to be included in the Auditor's Report in accordance with the requirements of section 197(16) of the Act, as amended:

In our opinion and according to the information and explanations given to us, the Company has not paid any remuneration to its managerial personnel during the year and accordingly reporting in accordance with the requirements of Section 197(16) of the Act is not required;

- (h) With respect to the other matters to be included in the Auditor's Report in accordance with Rule 11 of the Companies (Audit and Auditors) Rules, 2014, in our opinion and to the best of our information and according to the explanations given to us:

- i. The company does not have any pending litigations which would impact its financial position of the Company.
- ii. The Company did not have any long term contracts including derivative contracts for which there were any material foreseeable losses.
- iii. There were no amounts which were required to be transferred to the Investor Education and Protection Fund by the Company.
- iv. A. The management has represented that, to the best of its knowledge and belief, other than as disclosed in the notes to the accounts, no funds have been advanced or loaned or invested (either from borrowed funds or share premium or any other sources or kind of funds) by the company to or in any other person(s) or entity (i.e.s), including foreign entities ("Intermediaries"), with the understanding, whether recorded in writing or otherwise, that the Intermediary shall, whether, directly or indirectly lend or invest in other persons or entities identified in any manner whatsoever by or on behalf of the company ("Ultimate Beneficiaries") or provide any guarantee, security or the like on behalf of the Ultimate Beneficiaries.

B. The management has represented that, to the best of its knowledge and belief, other than as disclosed in the notes to the accounts, no funds have been received by the company from any person(s) or entity(ies), including foreign entities ("Funding

Parties”), with the understanding whether recorded in writing or otherwise, that the company shall, whether directly or indirectly, lend or invest in other persons or entities identified in any manner whatsoever by or on behalf of the Funding Party (“Ultimate Beneficiaries”) or provide any guarantee, security or the like on behalf of the Ultimate Beneficiaries, and

C. Based on such audit procedures that we have considered reasonable and appropriate in the circumstances, nothing has come to our notice that has caused us to believe that the representations under sub-clause (i) and (ii) contain any material misstatement.

- v. During the year, the Company, neither declared nor paid any dividend. Hence reporting on compliance with provisions of section 123 of the Act does not arise.
- vi. Based on our examination which included test checks, the Company, in respect of financial year commencing on 1 April 2024, has used an accounting software for maintaining its books of account which has a feature of recording audit trail (edit log) facility and the same has been operated throughout the year for all relevant transactions recorded in the software. Further, during the course of our audit we did not come across any instance of audit trail feature being tampered with respect of the accounting software where such feature is enabled and logs maintained. The audit trail feature has been preserved by the Company as per the statutory requirements for record retention from the date the audit trail was enabled for the accounting software.

For **GIRISH MURTHY&KUMAR**  
**Chartered Accountants**

Firm's registration number: 000934S

*A.V. Satish Kumar*

**A.V Satish Kumar**  
**Partner**

Membership number: 026526  
UDIN: 25026526BMOBCT6953



Place: Bangalore  
Date: 19-05-2025



**" Annexure A" to the Independent Auditors' Report referred to in clause 1 of paragraph on the 'Report on Other Legal and Regulatory Requirements' of our report of even date to the financial statements of the Company for the year ended March 31, 2025:**

**Re: Gokaldas Exports Acharpura Private Limited**

---

**I. In respect of the Company's Tangible assets & Intangible assets:**

- i. The company is maintaining proper records showing full particulars, including quantitative details and situation of Property, plant & equipment and there are no intangible assets held by the company during the year.
- ii. The Company has a program of verification to cover all the items of Property, plant & equipment in a phased manner over a period of three years which, in our opinion, is reasonable having regard to the size of the Company and the nature of its assets. However, during the year no physical verification of fixed assets has been carried out by the management.
- iii. In our opinion and according to the information and explanations given to us, the Company is not holding any immovable properties (including investment properties) (other than properties where the Company is a lessee) disclosed in the financial statements. Hence reporting upon title deeds held in the name of the Company is not applicable.
- iv. There is no revaluation done by the company of its property, plant and equipment (including the right of use assets) or intangible assets or both during the year.
- v. There are no proceedings that have been initiated or are pending against the company for holding any benami property under the Benami Transactions (Prohibition) Act, 1988 (45 of 1988) and rules made there under.

**II. In respect of details of Company's Inventory & Working capital:**

- i. The management has conducted physical verification of inventory at reasonable intervals during the year. In our opinion the coverage and the procedure of such verification by the management is appropriate. No material discrepancies were noticed on such physical verification. The minor discrepancies have been properly dealt with in the books of account. The company is not having any inventory with third parties.
- ii. The company, during the year, has been sanctioned working capital limits in excess of five crore rupees, in aggregate, from banks on the basis of security of current assets. Based on the records examined by us, during course of our audit, Statements filed with such Bank are in agreement with the books of account of the Company.





- III. a. According to the information and explanations given to us, the Company has not made any investment in or provided any guarantee or security or granted any loans or advances in the nature of loans, secured or unsecured, to companies, firms, Limited Liability Partnerships or any other parties.
- b. The investments made, guarantees provided, security given and terms and conditions of the grant of all loans and advances in the nature of loans and guarantees provided are not, prima facie, prejudicial to the Company's interest.
- c. In respect of loans and advances in the nature of loans granted by the Company, the schedule of repayment of principal and payment of interest has been stipulated and the repayments/receipts of principal and interest are regular wherever applicable.
- d. According to the information and explanations given to us, there is no amount which is overdue for more than 90 days in respect of loans or advances in the nature of loans granted to such companies, firms, LLPs or other parties, except as mentioned in the table above.
- e. The Company has granted no loan(s) or advance(s) in the nature of loan(s) which had fallen due during the year and such loans or advances in the nature of loans were not renewed and extended during the year.
- f. During the year, the Company has not granted any loans or advances in the nature of loans, which are repayable on demand or without specifying any terms or period of repayment.
- IV. In our opinion and according to the information and explanation given to us the company has not granted any loan, made any investments, gave any guarantee or provided security in connection with a loan to any other body corporate or person in contravention of section 185 and 186 of the Companies Act, 2013.
- V. According to the information and explanation given to us the Company has not accepted any deposits or amounts which are deemed to be deposits from the public within the meaning of Sections 73 to 76 of the Act and the Companies (Acceptance of Deposits) Rules, 2014 (as amended). Accordingly, the provisions of clause 3(v) of the Order are not applicable.
- VI. According to the information and explanation given to us the Central Government has not prescribed the maintenance of cost records under section 148 of the Companies Act, 2013 for the activities carried out by the Company, and hence this clause is not applicable.





VII. In respect of Deposit of Statutory liabilities:

- a. In our opinion, and according to the information and explanations given to us, the Company is regular in depositing undisputed statutory dues including goods and services tax, income-tax, sales-tax, service tax, duty of customs, duty of excise, value added tax, cess and other material statutory dues, as applicable, with the appropriate authorities. Further, no undisputed amounts payable in respect thereof were outstanding at the year-end for a period of more than six months from the date they became payable.
- b. According to the information and explanations given to us, there are no statutory dues referred to in sub clause (a) above that have not been deposited with the appropriate authorities on account of any dispute.

VIII. According to the information and explanations given to us and the records of the company examined by us we have not come across any instances of any transactions which are not recorded in the accounts that have been disclosed or surrendered before the tax authorities as income during the year in the tax assessments under the income tax act, 1961.

IX. Based on our audit procedures and as per the information and explanations given by the management, we are of the opinion that, the company has not delayed in the repayment of loans taken from lender & interest thereof during the year.

- a) The company has not taken any loan from Government and the company has not issued any debentures.
- b) The company is not declared as willful defaulter by any bank or financial institution or any other lender.
- c) In our opinion and according to the information and explanations given to us, the Company has utilized the money obtained by way of term loans during the year, for the purposes for which they were obtained.
- d) In our opinion and according to the information and explanations given to us, and on an overall examination of the financial statements of the Company, funds raised by the Company on short term basis have not been utilised for long term purposes.
- e) In our opinion and according to the information and explanations given to us and on an overall examination of the financial statements of the Company, the Company has not taken any funds from any entity or person on account of or to meet the obligations of its subsidiaries, associates.
- f) According to the information and explanations given to us, the Company has not raised any loans during the year on the pledge of securities held in its subsidiaries, joint ventures or associate companies.



X.

- a. According to the information and explanations given to us by the management, the Company has not raised any money by way of initial public offer or further public offer (including debt instruments), during the year. Accordingly, reporting under clause 3(x)(a) of the Order is not applicable to the Company
- b. According to the information and explanations given to us and the records of the Company examined by us, the Company has not made any preferential allotment or private placement of shares or (fully, partially or optionally) convertible debentures during the year. Accordingly, reporting under clause 3(x) (b) of the Order is not applicable to the Company.

XI.a. During the course of examination of the books and records of the company, carried out in accordance with the generally accepted auditing practices in India and according to the information and explanations given to us, we have not come across any instance of fraud by the company or on the company by its officers or employees of the company during the year. Further there were no whistle blower complaints received during the year.

b. No report under section 143(12) of the Act has been filed with the Central Government for the period covered by our audit.

XII. In our opinion and according to the information and Explanations given to us, the Company is not a Nidhi Company. Accordingly, paragraph 3 (xii) of the order is not applicable.

XIII. According to the information and explanations given by the management, transactions with the related parties are in compliance with section 177 and 188 of the Act where applicable and the details have been disclosed in the notes to the financial statements, as required by the applicable accounting standards.

XIV. In our opinion and based on our examination, the company have an internal controls for financials transactions but is not required to have internal audit system as per the provisions of the companies act, 2013 and the requirement to consider reports of the Internal Auditors under the clause 3(xiv)(b) does not arise.

XV. According to the information and explanations given to us and the records of the Company examined by us, we are of the opinion that that the Company has not entered into any non-cash transactions with directors or persons connected with him. Accordingly, paragraph 3 of the order is not applicable.

XVI. According to the information and explanations given to us, the provisions of section 45-IA of the Reserve Bank of India Act, 1934 are not applicable to the Company.





**GIRISH  
MURTHY & KUMAR  
CHARTERED ACCOUNTANTS**

---

- XVII. The company has incurred cash losses in the current financial year of Rs. 1563.71 lakhs and in the immediately preceding financial year of Rs. 1020.96 lakhs.
- XVIII. There has been no resignation of the statutory auditors during the year. Accordingly, reporting under clause 3(xviii) of the Order is not applicable to the Company.
- XIX. According to the information and explanations given to us and on the basis of the financial ratios, ageing and expected dates of realization of financial assets and payment of financial liabilities, other information accompanying the standalone financial statements, our knowledge of the plans of the Board of Directors and the financial support from holding company, we are of the opinion that no material uncertainty exists as on the date of the audit report that Company is capable of meeting its liabilities existing at the date of balance sheet as and when they fall due within a period of one year from the balance sheet date. We, however, state that this is not an assurance as to the future viability of the company. We further state that our reporting is based on the facts up to the date of the audit report and we neither give any guarantee nor any assurance that all liabilities falling due within a period of one year from the balance sheet date, will get discharged by the company as and when they fall due.
- XX. According to the information and explanations given to us, the Company does not fulfill the criteria as specified under section 135(1) of the Act read with the Companies (Corporate Social Responsibility Policy) Rules, 2014 and according, reporting under clause (xx) of the Order is not applicable to the Company.
- XXI. The reporting under clause (xxi) is not applicable in respect of audit of standalone financial statements of the Company. Accordingly, no comment has been included in respect of said clause under this report.

For **GIRISH MURTHY&KUMAR**  
**Chartered Accountants**

Firm's registration number: 000934S

*A.V. Satish Kumar*

**A.V Satish Kumar**  
**Partner**

Membership number: 026526  
UDIN: 25026526BMOBCT6953



Place: Bangalore  
Date: 19-05-2025

**Annexure B to Auditors' Report of even date**

**Report on the Internal Controls on Financial Controls under clause (i) of sub-section (3) of section 143 of the Companies Act, 2013 ("the Act")**

We have audited the internal financial controls over financial reporting of **Gokaldas Exports Acharpura Private Limited** ("the Company") as of 31st March 2025 in conjunction with our audit of the Standalone financial statements of the Company for the year ended on that date.

**Management's Responsibility for Internal Financial Controls**

The Company's management is responsible for establishing and maintaining internal financial controls based on the internal control over financial reporting criteria established by the Company considering the essential components of internal control stated in the Guidance Note on Audit of Internal Financial Controls over Financial Reporting issued by the Institute of Chartered Accountants of India ('ICAI'). These responsibilities include the design, implementation and maintenance of adequate internal financial controls that were operating effectively for ensuring the orderly and efficient conduct of its business, including adherence to company's policies, the safeguarding of its assets, the prevention and detection of frauds and errors, the accuracy and completeness of the accounting records, and the timely preparation of reliable financial information, as required under the Companies Act, 2013.

**Auditors' Responsibility**

Our responsibility is to express an opinion on the Company's internal financial controls over financial reporting based on our audit. We conducted our audit in accordance with the Guidance Note on Audit of Internal Financial Controls over Financial Reporting (the "Guidance Note") and the Standards on Auditing, issued by ICAI and deemed to be prescribed under section 143(10) of the Companies Act, 2013, to the extent applicable to an audit of internal financial controls, both applicable to an audit of Internal Financial Controls and, both issued by the Institute of Chartered Accountants of India. Those Standards and the Guidance Note require that we comply with ethical requirements and plan and perform the audit to obtain reasonable assurance about whether adequate internal financial controls over financial reporting was established and maintained and if such controls operated effectively in all material respects.

Our audit involves performing procedures to obtain audit evidence about the adequacy of the internal financial controls system over financial reporting and their operating effectiveness. Our audit of internal financial controls over financial reporting included obtaining an understanding of internal financial controls over financial reporting, assessing the risk that a material weakness exists, and testing and evaluating the design and operating effectiveness of internal control based on the assessed risk. The procedures selected depend on the auditor's judgment, including the assessment of the risks of material misstatement of the financial statements, whether due to fraud or error.

We believe that the audit evidence we have obtained is sufficient and appropriate to provide a basis for our audit opinion on the Company's internal financial controls system over financial reporting.



**Meaning of Internal Financial Controls over Financial Reporting**

A company's internal financial control over financial reporting is a process designed to provide reasonable assurance regarding the reliability of financial reporting and the preparation of financial statements for external purposes in accordance with generally accepted accounting principles. A company's internal financial control over financial reporting includes those policies and procedures that (1) pertain to the maintenance of records that, in reasonable detail, accurately and fairly reflect the transactions and dispositions of the assets of the company; (2) provide reasonable assurance that transactions are recorded as necessary to permit preparation of financial statements in accordance with generally accepted accounting principles, and that receipts and expenditures of the company are being made only in accordance with authorization of management and directors of the company; and (3) provide reasonable assurance regarding prevention or timely detection of unauthorized acquisition, use, or disposition of the company's assets that could have a material effect on the financial statements.

**Inherent Limitations of Internal Financial Controls over Financial Reporting**


Because of the inherent limitations of internal financial controls over financial reporting, including the possibility of collusion or improper management override of controls, material misstatements due to error or fraud may occur and not be detected. Also, projections of any evaluation of the internal financial controls over financial reporting to future periods are subject to the risk that the internal financial control over financial reporting may become inadequate because of changes in conditions, or that the degree of compliance with the policies or procedures may deteriorate.

**Opinion**

In our opinion, the Company has, in all material respects, an adequate internal financial controls system over financial reporting and such internal financial controls over financial reporting were operating effectively as at 31 March 2025, based on the internal control over financial reporting criteria established by the Company considering the essential components of internal control stated in the Guidance Note on Audit of Internal Financial Controls Over Financial Reporting issued by the Institute of Chartered Accountants of India.

For **GIRISH MURTHY&KUMAR**  
**Chartered Accountants**

Firm's registration number: 000934S



**A.V Satish Kumar**  
**Partner**

Membership number: 026526  
UDIN: 25026526BMOBCT6953



Place: Bangalore  
Date: 19-05-2025

**Gokaldasexports Acharpura Private Limited**  
**Balance Sheet as at March 31, 2025**  
*All amounts in Indian Rupees in lakhs, except stated otherwise*

|  | Notes | As at<br>March 31, 2025 | As at<br>March 31, 2024 |
|--|-------|-------------------------|-------------------------|
| <b>ASSETS</b>  |       |                         |                         |
| <b>Non-current assets</b>  |       |                         |                         |
| Property, plant and equipment  | 3(a)  | 7,468.08                | 6,467.67                |
| Capital work-in-progress   | 3(b)  | 170.85                  | 232.32                  |
| Right of use asset   | 3(c)  | 464.67                  | 469.54                  |
| <b>Financial assets</b>  |       |                         |                         |
| Other financial assets   | 4(a)  | 26.64                   | 18.70                   |
| Deferred tax assets (net)  | 5(a)  | 558.05                  | 221.31                  |
| Non current tax assets (net)   | 5(b)  | 9.97                    | 0.60                    |
| Other non current assets   | 6(a)  | 650.72                  | 11.51                   |
| <b>Total non-current assets</b>  |       | <b>9,348.98</b>         | <b>7,421.65</b>         |
| <b>Current assets</b>  |       |                         |                         |
| Inventories  | 7     | 815.35                  | 408.95                  |
| <b>Financial assets</b>  |       |                         |                         |
| Trade receivables  | 8     | 1,587.61                | 1,030.02                |
| Cash and cash equivalents  | 9     | 3.66                    | 19.68                   |
| Other bank balances (other than cash and cash equivalents)                             | 9     | 43.10                   | 13.49                   |
| Other financial assets   | 4(b)  | 1.70                    | 1.02                    |
| Other current assets   | 6(b)  | 2,797.43                | 1,143.93                |
| <b>Total current assets</b>  |       | <b>5,248.85</b>         | <b>2,617.09</b>         |
| <b>Total assets</b>  |       | <b>14,597.83</b>        | <b>10,038.74</b>        |
| <b>EQUITY AND LIABILITIES</b>  |       |                         |                         |
| <b>EQUITY</b>  |       |                         |                         |
| Equity share capital   | 10    | 1.00                    | 1.00                    |
| Other equity   | 11    | (2,709.24)              | (1,073.50)              |
| <b>Total equity</b>  |       | <b>(2,708.24)</b>       | <b>(1,072.50)</b>       |
| <b>LIABILITIES</b>   |       |                         |                         |
| <b>Non-current liabilities</b>   |       |                         |                         |
| <b>Financial liabilities</b>   |       |                         |                         |
| Borrowings   | 12(a) | 13,819.34               | 10,096.96               |
| Lease liability  | 13(a) | 51.59                   | 53.07                   |
| Provision for employee benefits  | 14(a) | 38.88                   | 25.93                   |
| <b>Total non-current liabilities</b>   |       | <b>13,909.81</b>        | <b>10,175.96</b>        |
| <b>Current liabilities</b>   |       |                         |                         |
| <b>Financial liabilities</b>   |       |                         |                         |
| Borrowings   | 12(b) | 2,100.00                | -                       |
| Trade payables   | 15    |                         |                         |
| Total outstanding dues of micro enterprises and small enterprises                      |       | 68.92                   | 0.60                    |
| Total outstanding dues of creditors other than micro enterprises and small enterprises |       | 100.60                  | 227.86                  |
| Lease liability  | 13(b) | 6.53                    | 5.79                    |
| Other financial liabilities  | 16    | 700.57                  | 439.36                  |
| Other current liabilities  | 17    | 394.62                  | 250.71                  |
| Provision for employee benefits  | 14(b) | 25.02                   | 10.96                   |
| <b>Total current liabilities</b>   |       | <b>3,396.26</b>         | <b>935.28</b>           |
| <b>Total liabilities</b>   |       | <b>17,306.07</b>        | <b>11,111.24</b>        |
| <b>Total equity and liabilities</b>  |       | <b>14,597.83</b>        | <b>10,038.74</b>        |

Summary of significant accounting policies


The accompanying notes are an integral part of the financial statements

As per our even report

For **GIRISH MURTHY & KUMAR**

Firm's registration number: 000934S


Chartered Accountants

  
**A. V. Satish Kumar**  
 Partner  
 Membership No.: 026526

Place: Bengaluru

Date: May 19, 2025

For and on behalf of the Board of Directors of  
**Gokaldasexports Acharpura Private Limited**

  
**Arun Kumar Vashisht**  
 Director  
 DIN: 07317118

Place: Bengaluru

Date: May 19, 2025

  
**Sathyanurthy A**  
 Director  
 DIN: 07425034

Place: Bengaluru

Date: May 19, 2025





**Gokaldasexports Acharpura Private Limited**  
**Statement of Profit and Loss for the year ended March 31, 2025**  
*All amounts in Indian Rupees in lakhs, except stated otherwise*

|   | Notes | March 31, 2025    | March 31, 2024    |
|---|-------|-------------------|-------------------|
| <b>I Income</b>   |       |                   |                   |
| Revenue from operations   | 18    | 6,579.83          | 2,318.83          |
| Other income  | 19    | 3.81              | 3.97              |
| <b>Total income</b>   |       | <b>6,583.64</b>   | <b>2,322.80</b>   |
| <b>II Expenses</b>  |       |                   |                   |
| Cost of raw materials and components consumed   | 20    | 2,775.83          | 1,434.51          |
| Changes in inventories of finished goods and work-in-progress                         | 21    | (212.17)          | (321.19)          |
| Employee benefits expense   | 22    | 3,879.97          | 1,472.15          |
| Finance costs   | 23    | 1,021.11          | 427.43            |
| Depreciation and amortization expenses  | 24    | 421.42            | 268.41            |
| (Gain)/loss on account of foreign exchange fluctuations (net)                         |       | 6.77              | 3.28              |
| Other expenses  | 25    | 675.84            | 327.58            |
| <b>Total expenses</b>   |       | <b>8,568.77</b>   | <b>3,612.17</b>   |
| <b>III Profit/(Loss) before tax for the period</b>                                    |       | <b>(1,985.13)</b> | <b>(1,289.37)</b> |
| <b>IV Tax expenses</b>  |       |                   |                   |
| Current tax   |       | -                 | -                 |
| Adjustment of tax relating to earlier years   |       | -                 | -                 |
| Deferred tax (credit)/charge  |       | (336.74)          | (221.31)          |
|   |       | <b>(336.74)</b>   | <b>(221.31)</b>   |
| <b>V Profit/(Loss) after tax for the period</b>                                       |       | <b>(1,648.39)</b> | <b>(1,068.06)</b> |
| <b>VI Other comprehensive income/(loss) (net of tax)</b>                              |       |                   |                   |
| Items that will not be reclassified to profit or loss in subsequent periods           |       |                   |                   |
| Re-measurement gain/(loss) on defined benefit plan                                    |       | 12.65             | 4.73              |
| <b>Total other comprehensive income/(loss) for the year</b>                           |       | <b>12.65</b>      | <b>4.73</b>       |
| <b>VII Total comprehensive income for the period attributable to equity holders</b>   |       | <b>(1,635.74)</b> | <b>(1,063.33)</b> |
| <b>VIII Earnings per equity share [nominal value of ₹ 10 (March 31, 2024 - ₹ 10)]</b> |       |                   |                   |
| Basic and diluted   |       | (16,483.90)       | (10,680.60)       |
| Weighted average number of shares - Basic and diluted                                 |       | 10,000            | 10,000            |

Summary of significant accounting policies

2.2

The accompanying notes are an integral part of the financial statements

As per our report of even date

**For GIRISH MURTHY & KUMAR**

Firm's registration number: 000934S

Chartered Accountants

  
**A. V Satish Kumar**  
 Partner  
 Membership No.: 026526

Place: Bengaluru

Date: May 19, 2025

**For and on behalf of the Board of Directors of**

**Gokaldasexports Acharpura Private Limited**

  
**Arun Kumar Vashisht**  
 Director  
 DIN: 07317118

Place: Bengaluru

Date: May 19, 2025

  
**Sathyamurthy A**  
 Director  
 DIN: 07425034

Place: Bengaluru

Date: May 19, 2025



**Gokaldasexports Acharpura Private Limited****Statement of changes in equity for the year ended March 31, 2025***All amounts in Indian Rupees in lakhs, except stated otherwise***a. Equity share capital**

|  | No of Shares | Amount |
|--|--------------|--------|
| Equity shares of ₹ 10 each issued, subscribed and fully paid |              |        |
| As at April 01, 2023   | 10,000       | 1.00   |
| Add: Issued during the year                                  | -            | -      |
| As at March 31, 2024   | 10,000       | 1.00   |
| Add: Issued during the year                                  | -            | -      |
| As at March 31, 2025   | 10,000       | 1.00   |

**b. Other equity****For the year ended March 31, 2025**

| Reserves and Surplus  | Retained earnings |
|---|-------------------|
| As at April 1, 2024   | (1,073.50)        |
| Profit/(loss) for the year  | (1,648.39)        |
| Remeasurement of post employment benefits obligations, net of tax | 12.65             |
| As at March 31, 2025  | (2,709.24)        |

**For the year ended March 31, 2024**

| Reserves and Surplus  | Retained earnings |
|---|-------------------|
| As at April 1, 2023   | (10.17)           |
| Profit/(loss) for the year  | (1,068.06)        |
| Remeasurement of post employment benefits obligations, net of tax | 4.73              |
| As at March 31, 2024  | (1,073.50)        |

Refer note 2.2 for summary of significant accounting policies.


The accompanying notes are an integral part of the financial statements

As per our report of even date

**For GIRISH MURTHY & KUMAR**

Firm's registration number: 000934S

Chartered Accountants

**A. V Satish Kumar**

Partner

Membership No.: 026526



Place: Bengaluru

Date: May 19, 2025

**For and on behalf of the Board of Directors of  
Gokaldasexports Acharpura Private Limited****Arun Kumar Vashisht**

Director

DIN: 07317118

**Sathya Murthy A**

Director

DIN: 07425034

Place: Bengaluru

Date: May 19, 2025

Place: Bengaluru

Date: May 19, 2025





**Gokaldasexports Acharpura Private Limited**  
**Cash flow statement for the year ended March 31, 2025**  
*All amounts in Indian Rupees in lakhs, except stated otherwise*

|  | Notes | March 31, 2025    | March 31, 2024    |
|--|-------|-------------------|-------------------|
| <b>A. Cash flow from operating activities</b>  |       |                   |                   |
| Profit before tax  |       | (1,985.13)        | (1,289.37)        |
| Adjustments to reconcile profit before tax to net cash flows:                                      |       |                   |                   |
| Depreciation and amortization expense  |       | 421.42            | 268.41            |
| Net (gain)/loss on disposal of property, plant and equipment                                       |       | 0.21              | -                 |
| Unrealised foreign exchange (gain)/loss, (net)   |       | 1.84              | 1.98              |
| Interest income  |       | (1.96)            | (0.72)            |
| Finance costs  |       | 1,021.11          | 427.43            |
| <b>Operating profit/(loss) before working capital changes</b>                                      |       | <b>(542.51)</b>   | <b>(592.27)</b>   |
| <b>Working capital adjustments</b>   |       |                   |                   |
| (Increase)/decrease in other financial assets  |       | (7.80)            | (0.49)            |
| (Increase)/decrease in other assets  |       | (1,687.53)        | (982.57)          |
| (Increase)/decrease in inventories   |       | (406.40)          | (408.95)          |
| (Increase)/decrease in trade receivables   |       | (557.68)          | (1,029.89)        |
| Increase/(decrease) in provisions for employee benefits  |       | 39.66             | 31.50             |
| Increase/(decrease) in trade payables  |       | (60.69)           | 226.35            |
| Increase/(decrease) in other financial liabilities   |       | 217.10            | 253.45            |
| Increase/(decrease) in other liabilities   |       | 143.91            | 234.30            |
| <b>Cash flows from/(used in) operating activities</b>  |       | <b>(2,861.94)</b> | <b>(2,268.57)</b> |
| Direct taxes paid (net of refund)  |       | (9.37)            | (0.32)            |
| <b>Net cash flows from/(used in) operating activities (A)</b>                                      |       | <b>(2,871.31)</b> | <b>(2,268.89)</b> |
| <b>B. Cash flow from investing activities</b>  |       |                   |                   |
| Purchase of property, plant and equipment (including capital work-in-progress and capital advance) |       | (1,928.67)        | (2,035.51)        |
| Proceeds from sale of property, plant and equipment  |       | 14.23             | -                 |
| Investments in bank deposits   |       | (29.61)           | -                 |
| Proceeds from redemption of bank deposits  |       | 0.00              | 21.82             |
| Finance income received  |       | 1.14              | 1.13              |
| <b>Net cash flows from/(used in) investing activities (B)</b>                                      |       | <b>(1,942.91)</b> | <b>(2,012.56)</b> |
| <b>C. Cash flow from financing activities</b>  |       |                   |                   |
| Proceeds from borrowings   |       | 11,333.01         | 4,340.87          |
| Repayment of borrowings  |       | (6,400.00)        | -                 |
| Payment of lease liabilities (refer note 30)   |       | (6.53)            | (5.55)            |
| Finance costs paid   |       | (128.28)          | (61.09)           |
| <b>Net cash flows from/(used in) financing activities (C)</b>                                      |       | <b>4,798.20</b>   | <b>4,274.24</b>   |
| <b>Net increase/(decrease) in cash and cash equivalents (A+B+C)</b>                                |       | <b>(16.02)</b>    | <b>(7.21)</b>     |
| Cash and cash equivalents at the beginning of the year   |       | 19.68             | 26.89             |
| <b>Cash and cash equivalents at the end of the year</b>  |       | <b>3.66</b>       | <b>19.68</b>      |
| <b>Reconciliation of cash and cash equivalents</b>   |       |                   |                   |
| Components of cash and cash equivalents  |       |                   |                   |
| Balances with banks  |       |                   |                   |
| In current accounts  |       | 2.66              | 19.18             |
| Cash on hand   |       | 1.00              | 0.50              |
| <b>Total</b>   | 9     | <b>3.66</b>       | <b>19.68</b>      |
| Summary of significant accounting policies   | 2.2   |                   |                   |



Gokaldasexports Acharpura Private Limited  
Cash flow statement for the year ended March 31, 2025  
All amounts in Indian Rupees in lakhs, except stated otherwise

Notes:

1. Reconciliation of liabilities arising from financing activities:

|                              | Borrowings | Lease liabilities | Total     |
|------------------------------|------------|-------------------|-----------|
| Balance as at April 01, 2023 | 5,299.83   | 58.62             | 5,358.45  |
| Cash flows                   | 4,340.87   | (5.55)            | 4,335.32  |
| Non-cash changes             | 456.26     | 5.79              | 462.05    |
| Balance as at March 31, 2024 | 10,096.96  | 58.86             | 10,155.82 |
| Cash flows                   | 4,933.01   | (6.53)            | 4,926.48  |
| Non-cash changes             | 889.37     | 5.79              | 895.16    |
| Balance as at March 31, 2025 | 15,919.34  | 58.12             | 15,977.46 |

2. The above Cash Flow Statement has been prepared under the "Indirect Method" as set out in the Indian Accounting Standard (Ind AS 7) - Statement of Cash Flow.


The accompanying notes are an integral part of the financial statements  
As per our report of even date

For GIRISH MURTHY & KUMAR  
Firm's registration number: 000934S  
Chartered Accountants


  
A. V. Satish Kumar  
Partner  
Membership No.: 026526

Place: Bengaluru  
Date: May 19, 2025

For and on behalf of the Board of Directors of  
Gokaldasexports Acharpura Private Limited

  
Arun Kumar Vashisht  
Director  
DIN: 07317118

Place: Bengaluru  
Date: May 19, 2025

  
Sathyanurthy A  
Director  
DIN: 07425034

Place: Bengaluru  
Date: May 19, 2025





**Gokaldasexports Acharpura Private Limited**

**Notes to the financial statements for the year ended March 31, 2025**

*All amounts in Indian Rupees in lakhs, except stated otherwise*

**1 Corporate information**

Gokaldasexports Acharpura Private Limited ('the Company') was incorporated on August 28, 2021. The Company is subsidiary of Gokaldas Exports Limited. The company has commenced its commercial operation on June 07, 2023

**2 Significant accounting policies**

The significant accounting policies applied by the Company in the preparation of its standalone financial statements are listed below. Such accounting policies have been applied consistently to all the periods presented in these standalone financial statements.

**2.1 Statement of Compliance with Ind AS**

In accordance with the notification issued by the Ministry of Corporate Affairs, the Company has adopted Indian Accounting Standards (referred to as 'Ind AS') notified under the Companies (Indian Accounting Standards) Rules, 2015 and Companies (Indian Accounting Standards) amendment Rules 2016, as amended with effect from April 1, 2016. The standalone financial statements of the Company, have been prepared and presented in accordance with Ind AS.

The standalone financial statements have been prepared on the historical cost basis, except for certain financial assets and liabilities (refer accounting policy regarding financial instruments) which are measured at fair value.

The functional and presentation currency of the Company is Indian Rupee (₹) which is the currency of the primary economic environment in which the Company operates. All amounts have been rounded-off to the nearest lakhs, unless otherwise indicated

**2.2 Summary of significant accounting policies**

**a. Current versus non-current classification**

The Company presents assets and liabilities in the standalone balance sheet based on current/ non-current classification. An asset is treated as current when it is:

- Expected to be realized or intended to be sold or consumed in normal operating cycle
- Held primarily for the purpose of trading
- Expected to be realized within twelve months after the reporting period, or
- Cash or cash equivalent unless restricted from being exchanged or used to settle a liability for at least twelve months after the reporting period

All other assets are classified as non-current.

A liability is current when:

- It is expected to be settled in normal operating cycle
- It is held primarily for the purpose of trading
- It is due to be settled within twelve months after the reporting period, or
- There is no unconditional right to defer the settlement of the liability for at least twelve months after the reporting period.

The Company classifies all other liabilities as non-current

Deferred tax assets and liabilities are classified as non-current assets and liabilities. Advance tax paid is classified as non-current assets.

The operating cycle is the time between the acquisition of assets for processing and their realisation in cash and cash equivalents.

The Company has identified twelve months as its operating cycle.

**b. Fair value measurement of financial instruments**

The Company measures financial instruments, such as, derivatives at fair value at each balance sheet date using valuation techniques.

Fair value is the price that would be received to sell an asset or paid to transfer a liability in an orderly transaction between market participants at the measurement date. The fair value measurement is based on the presumption that the transaction to sell the asset or transfer the liability takes place either:

- > In the principal market for the asset or liability, or
- > In the absence of a principal market, in the most advantageous market for the asset or liability



The principal or the most advantageous market must be accessible by the Company.

The fair value of an asset or a liability is measured using the assumptions that market participants would use when pricing the asset or liability, assuming that market participants act in their economic best interest.

A fair value measurement of a non-financial asset takes into account a market participant's ability to generate economic benefits by using the asset in its highest and best use or by selling it to another market participant that would use the asset in its highest and best use.

The Company uses valuation techniques that are appropriate in the circumstances and for which sufficient data are available to measure fair value, maximizing the use of relevant observable inputs and minimising the use of unobservable inputs.

All assets and liabilities for which fair value is measured or disclosed in the standalone financial statements are categorised within the fair value hierarchy, described as follows, based on the lowest level input that is significant to the fair value measurement as a whole:

Level 1 — Quoted (unadjusted) market prices in active markets for identical assets or liabilities

Level 2 — Valuation techniques for which the lowest level input that is significant to the fair value measurement is directly or indirectly observable

Level 3 — Valuation techniques for which the lowest level input that is significant to the fair value measurement is unobservable.

For assets and liabilities that are recognised in the standalone financial statements on a recurring basis, the Company determines whether transfers have occurred between levels in the hierarchy by re-assessing categorisation (based on the lowest level input that is significant to the fair value measurement as a whole) at the end of each reporting period.

#### c. Foreign currencies

In preparing the standalone financial statements, transactions in the currencies other than the Company's functional currency are recorded at the rates of exchange prevailing on the date of transaction. At the end of each reporting period, monetary items denominated in the foreign currencies are re-translated at the rates prevailing at the end of the reporting period. Non-monetary items carried at fair value that are denominated in foreign currencies are retranslated at the rates prevailing on the date when the fair value was determined. Non-monetary items are measured in terms of historical cost in a foreign currency are not retranslated.

Exchange differences arising on the retranslation or settlement of other monetary items are included in the statement of profit and loss for the period.

#### d. Revenue recognition

##### i. Revenue from Contracts with Customers:

The following is a summary of new and/or revised significant accounting policies related to revenue recognition.

##### *Performance obligations and timing of revenue recognition:*

The Company derives its revenue primarily from export of garments and related products, with revenue recognised at a point in time when control of the goods has transferred to the customer. This is generally when the goods are delivered to the customer/ agent nominated by the customer.

There is limited judgement needed in identifying the point when control passes:

- once physical delivery of the products has occurred to the location as per agreement,
- the Company no longer has physical possession,
- usually will have a present right to payment (as a single payment on delivery) and
- retains none of the significant risks and rewards of the goods in question

The Company also derives some revenue from job work contracts. In these cases, revenue is recognised as and when services are rendered i.e. the products on which job work is performed is delivered to the customer at agreed location.

##### *Determining the transaction price:*

The Company's revenue is derived from fixed price contracts and therefore the amount of revenue to be earned from each contract is determined by reference to those fixed prices. There is no significant variable consideration involved.





*Allocating amounts to performance obligations*

For most contracts, there is a fixed unit price for each unit sold, therefore, there is no judgement involved in allocating the contract price to each unit.

*Costs of fulfilling contracts:*

The costs of fulfilling contracts do not result in the recognition of a separate asset because such costs are included in the carrying amount of inventory for contracts involving the sale of goods.

The Company presents revenues net of indirect taxes in its Statement of Profit and loss.

Advances received from customers are in the nature of contract liability.

**ii. Revenue from export incentives:**

Export incentives are recognised on accrual basis in accordance with the applicable schemes formulated, by the Government of India and where there is reasonable assurance that the enterprise will comply with the conditions attached to them

**iii. Interest income:**

For all debt instruments measured either at amortised cost or at fair value through other comprehensive income ('OCI'), interest income is recorded using the effective interest rate (EIR). EIR is the rate that exactly discounts the estimated future cash payments or receipts over the expected life of the financial instrument or a shorter period, where appropriate, to the gross carrying amount of the financial asset or to the amortised cost of a financial liability. When calculating the effective interest rate, the Company estimates the expected cash flows by considering all the contractual terms of the financial instrument but does not consider the expected credit losses. Interest income is included in finance income in the statement of profit and loss.

**iv. Dividends:**

Dividend income on investments is accounted when the right to receive the dividend is established, which is generally when shareholders approve the dividend.

**v. Others:**

Insurance / other claims are recognized on acceptance basis.

**e. Non-current assets held for sale**

The Company classifies non-current assets as held for sale if their carrying amounts will be recovered principally through a sale rather than through continuing use.

The criteria for held for sale classification is regarded met only when the assets or disposal group is available for immediate sale in its present condition, subject only to terms that are usual and customary for sales of such assets, its sale is highly probable; and it will genuinely be sold, not abandoned. The Company treats sale of the asset to be highly probable when:

- a) The appropriate level of management is committed to a plan to sell the asset,
- b) An active programme to locate a buyer and complete the plan has been initiated,
- c) The asset is being actively marketed for sale at a price that is reasonable in relation to its current fair value,
- d) The sale is expected to qualify for recognition as a completed sale within one year from the date of classification
- e) Actions required to complete the plan indicate that it is unlikely that significant changes to the plan will be made or that the plan will be withdrawn.

**f. Government grants**

The Company recognizes government grants only when there is reasonable assurance that the conditions attached to them shall be complied with, and the grants will be received. Government grants related to assets are treated as income in the statement of profit and loss upon fulfilment of the conditions attached to the grant received. These grants are presented in the balance sheet by deducting the grant in arriving at the carrying amount of the asset.

Government grants related to revenue are recognized on a systematic basis in the statement of profit and loss over the periods necessary to match them with the related costs which they are intended to compensate.

Export incentives are recognized on accrual basis in accordance with the applicable schemes formulated, by the Government of India and where there is reasonable assurance that the enterprise will comply with the conditions attached to them.



**g. Taxes**

**Current income tax**

Tax expense for the year comprises current and deferred tax. The tax currently payable is based on taxable profit for the year. Taxable profit differs from net profit as reported in the statement of profit and loss because it excludes items of income or expense that are taxable or deductible in other years and it further excludes items that are never taxable or deductible. Current income tax assets and liabilities are measured at the amount expected to be recovered from or paid to the taxation authorities. The Company's liability for current tax is calculated using the tax rates and tax laws that have been enacted or substantively enacted by the end of the reporting period.

Current income tax relating to items recognised outside profit or loss is recognised outside profit or loss (either in other comprehensive income or in equity). Current tax items are recognised in correlation to the underlying transaction either in OCI or directly in equity. Management periodically evaluates positions taken in the tax returns with respect to situations in which applicable tax regulations are subject to interpretation and establishes provisions where appropriate.

**Deferred income tax**

Deferred tax is the tax expected to be payable or recoverable on differences between the carrying values of assets and liabilities in the standalone financial statements and the corresponding tax bases used in the computation of the taxable profit and is accounted for using the balance sheet liability model. Deferred tax liabilities are generally recognised for all the taxable temporary differences. In contrast, deferred assets are only recognised to the extent that it is probable that future taxable profits will be available against which the temporary differences can be utilised.

Deferred income tax assets are recognized for all deductible temporary differences, carry forward of unused tax credits and unused tax losses, to the extent that it is probable that taxable profit will be available against which the deductible temporary differences, and the carry forward of unused tax credits and unused tax losses can be utilized.

The carrying amount of deferred income tax assets is reviewed at each balance sheet date and reduced to the extent that it is no longer probable that sufficient taxable profit will be available to allow all or part of the deferred income tax asset to be utilized.

Deferred income tax assets and liabilities are measured at the tax rates that are expected to apply in the year when the asset is realized or the liability is settled, based on tax rates (and tax laws) that have been enacted or substantively enacted at the balance sheet date.

Deferred tax relating to items recognised outside profit or loss is recognised outside profit or loss (either in other comprehensive income or in equity). Deferred tax items are recognised in correlation to the underlying transaction either in OCI or directly in equity.

Deferred tax assets and deferred tax liabilities are offset if a legally enforceable right exists to set off current tax assets against current tax liabilities and the deferred taxes relate to the same taxable entity and the same taxation authority.

**h. Property, plant and equipment (PPE) and Intangible assets and Depreciation / amortization**

Freehold land is carried at historical cost and is not depreciated. Capital work in progress and all other property, plant and equipment are stated at historical cost less accumulated depreciation and accumulated impairment losses, if any. Historical cost includes expenditure that is directly attributable to the acquisition of the items. Subsequent costs are included in the asset's carrying amount or recognised as a separate asset, as appropriate, only when it is probable that future economic benefits associated with the item will flow to the Company and the cost of the item can be measured reliably. The carrying amount of any component accounted for as a separate assets are de-recognised when replaced. All other repairs and maintenance are charged to profit and loss during the reporting period in which they are incurred.

The Company identifies and determines cost of each component / part of the asset separately, if the component/ part has a cost which is significant to the total cost of the asset having useful life that is materially different from that of the remaining asset. These components are depreciated over their useful lives; the remaining asset is depreciated over the life of the principal asset.

Depreciation is provided using the straight line method as per the useful lives of the assets estimated by the management, which is equal to the corresponding rates prescribed under schedule II of the Companies Act, 2013





| <u>Category of asset</u> | <u>Estimated useful life (in years)</u> |
|--------------------------|---|
| Buildings                | 30 years                                |
| Plant and Machinery      | 15 years                                |
| Electrical Equipment     | 10 years                                |
| Furniture and fixtures   | 10 years                                |
| Office equipment         | 5 years                                 |
| Vehicles                 | 8 years                                 |
| Computers                | 3 years                                 |

Leasehold improvements are capitalized at cost and amortized over their expected useful life or the non-cancellable term of the lease, whichever is less and leasehold land is amortized over the period of lease.

The residual values, useful lives and methods of depreciation of property, plant and equipment are reviewed at each financial year end and adjusted prospectively, if appropriate.

An item of property, plant and equipment and any significant part initially recognized is derecognized upon disposal or when no future economic benefits are expected from its use or disposal. Any gain or loss arising on derecognition of the asset (calculated as the difference between the net disposal proceeds and the carrying amount of the asset) is included in the statement of profit and loss when the asset is derecognized.

Intangible assets acquired separately are measured on initial recognition at cost. Following initial recognition, intangible assets are carried at cost less any accumulated amortisation and accumulated impairment losses, if any.

The useful lives of intangible assets are assessed as either finite or indefinite.

Intangible assets with finite lives are amortised over the useful economic life and assessed for impairment whenever there is an indication that the intangible asset may be impaired. The amortisation period and the amortisation method for an intangible asset with a finite useful life are reviewed at least at the end of each reporting period with the effect of any change in the estimate being accounted for on a prospective basis. Changes in the expected useful life or the expected pattern of consumption of future economic benefits embodied in the asset are considered to modify the amortisation period or method, as appropriate, and are treated as changes in accounting estimates. The amortisation expense on intangible assets with finite lives is recognised in the statement of profit and loss unless such expenditure forms part of carrying value of another asset.

Gains or losses arising from derecognition of an intangible asset are measured as the difference between the net disposal proceeds and the carrying amount of the asset and are recognised in the statement of profit and loss when the asset is derecognised.

A summary of the policies applied to the Company's intangible assets is, as follows:

| <b>Intangible assets</b> | <b>Useful lives</b>  | <b>Amortisation method used</b> | <b>Internally generated or acquired</b> |
|--------------------------|----------------------|---------------------------------|---|
| Computer software        | Definite (2.5 years) | WDV                             | Acquired                                |

#### **i. Borrowing costs**

Borrowing costs consist of interest and other costs that an entity incurs in connection with the borrowing of funds. Borrowing cost also includes exchange differences to the extent regarded as an adjustment to the borrowing costs.

Borrowing costs directly attributable to the acquisition, construction or production of an asset that necessarily takes a substantial period of time to get ready for its intended use or sale are capitalised as part of the cost of the asset until such time as the assets are substantially ready for the intended use or sale. All other borrowing costs are expensed in the period in which they occur.



**Gokaldasexports Acharpura Private Limited**

**Notes to the financial statements for the year ended March 31, 2025**

*All amounts in Indian Rupees in lakhs, except stated otherwise*

**j. Leases**

The determination of whether an arrangement is (or contains) a lease is based on the substance of the arrangement at the inception of the lease. The arrangement is, or contains, a lease if fulfilment of the arrangement is dependent on the use of a specific asset or assets and the arrangement conveys a right to use the asset or assets, even if that right is not explicitly specified in an arrangement.

A lease is classified at the inception date as a finance lease or an operating lease.

**Company as a lessee**

A lease that transfers substantially all the risks and rewards incidental to ownership to the Company is classified as a finance lease.

A leased asset is depreciated over the useful life of the asset. However, if there is no reasonable certainty that the Company will obtain ownership by the end of the lease term, the asset is depreciated over the shorter of the estimated useful life of the asset and the lease term.

Finance leases are capitalised at the commencement of the lease at the inception date fair value of the leased asset or, at the present value of the minimum lease payments at the inception of the lease, whichever is lower. Lease payments are apportioned between finance charges and reduction of the lease liability so as to achieve a constant rate of interest on the remaining balance of the liability. Finance charges are recognised in finance costs in the statement of profit and loss unless they are directly attributable to qualifying assets, in which case they are capitalized in accordance with the Company's general policy on the borrowing costs

The Company's lease asset classes primarily consist of leases for Buildings. The Company assesses whether a contract contains a lease, at inception of a contract. A contract is, or contains, a lease if the contract conveys the right to control the use of an identified asset for a period of time in exchange for consideration. To assess whether a contract conveys the right to control the use of an identified asset, the Company assesses whether: (i) the contract involves the use of an identified asset (ii) the Company has substantially all of the economic benefits from use of the asset through the period of the lease and (iii) the Company has the right to direct the use of the asset.

At the date of commencement of the lease, the Company recognizes a right-of-use asset ("ROU") and a corresponding lease liability for all lease arrangements in which it is a lessee, except for leases with a term of twelve months or less (short-term leases) and low value leases. For these short-term and low value leases, the Company recognizes the lease payments as an operating expense on a straight-line basis over the term of the lease.

Lease liability and ROU asset have been separately presented in the Balance Sheet and lease payments have been classified as financing cash flows.

**k. Inventories**

Inventories are valued as follows:

Raw materials, packing materials, stores, spares and consumables are valued at lower of cost or net realisable value. Cost includes cost of purchase and other costs incurred in bringing the inventories to their present location and condition. Cost is determined on a weighted average basis. However, materials and other items held for use in the production of inventories are not written down below cost if the finished products in which they will be incorporated are expected to be sold at or above cost.

Work in progress and finished goods are valued at lower of cost or net realisable value. Cost includes cost of direct materials and labour and a proportion of manufacturing overheads based on the normal operating capacity, but excluding borrowing costs. Cost is determined on a weighted average basis. These are valued at lower of cost and net realisable value after considering provision for obsolescence and other anticipated loss, wherever considered necessary.

Net realisable value is the estimated selling price in the ordinary course of business, less estimated costs of completion and the estimated costs necessary to make the sale.





**l. Provisions and contingent liabilities**

**i. Provisions:**

Provisions are recognized when the Company has a present obligation (legal or constructive) as a result of a past event, it is probable that an outflow of resources embodying economic benefits will be required to settle the obligation and a reliable estimate can be made of the amount of the obligation. When the Company expects some or all of a provision to be reimbursed, for example, under an insurance contract, the reimbursement is recognized as a separate asset, but only when the reimbursement is virtually certain. The expense relating to a provision is presented in the statement of profit and loss net of any reimbursement.

If the effect of the time value of money is material, provisions are discounted using a current pre-tax rate that reflects, when appropriate, the risks specific to the liability. When discounting is used, the increase in the provision due to the passage of time is recognized as a finance cost.

**ii. Contingent liabilities:**

A contingent liability is a possible obligation that arises from past events whose existence will be confirmed by the occurrence or non-occurrence of one or more uncertain future events beyond the control of the Company or a present obligation that is not recognised because it is not probable that an outflow of resources will be required to settle the obligation. A contingent liability also arises in extremely rare cases where there is a liability that cannot be recognised because it cannot be measured reliably. The Company does not recognise a contingent liability but discloses its existence in the standalone financial statements.

Provisions and contingent liabilities are reviewed at each balance sheet.

**m. Retirement and other employee benefits**

Retirement benefit in the form of provident fund, employee state insurance and pension fund are defined contribution scheme. The Company has no obligation, other than the contribution payable to the respective funds. The Company recognises contribution payable to provident fund, pension fund and employee state insurance as expenditure, when an employee renders the related service. If the contribution payable to the scheme for service received before the balance sheet reporting date exceeds the contribution already paid, the deficit payable to the scheme is recognised as a liability after deducting the contribution already paid. If the contribution already paid exceeds the contribution due for services received before the balance sheet date, then excess is recognised as an asset to the extent that the pre-payment will lead to, for example, a reduction in future payment or a cash refund.

All employee benefits payable/available within twelve months of rendering the service are classified as short term employee benefits. Benefits such as salaries, allowances and bonus etc., are recognised in the statement of profit and loss in the period in which the employee renders the related service.

Gratuity liability is a defined benefit obligation which is funded through policy taken from Life Insurance Corporation of India (LIC) and liability (net of fair value of investment in LIC) is provided for on the basis of actuarial valuation on projected unit credit method made at the end of each balance sheet date. Every employee who has completed 4 years 240 days or more of the service gets a gratuity on departure at 15 days' salary (last drawn salary) of each completed year of service. The fair value of the plan assets is reduced from the gross obligation under the defined benefit plans to recognise the obligation on a net basis.

Accumulated leave, which is expected to be utilized within the next twelve months, is treated as short-term employee benefit. The Company measures the expected cost of such absences as the additional amount that it expects to pay as a result of the unused entitlement that has accumulated at the reporting date.

The Company treats accumulated leave expected to be carried forward beyond twelve months, as long-term employee benefit for measurement purposes. Such long-term compensated absences are provided for based on the actuarial valuation using the projected unit credit method at the year-end.

The Company presents the leave as a current liability in the standalone balance sheet, to the extent it does not have an unconditional right to defer its settlement for twelve months after the reporting date.

Re-measurements, comprising of actuarial gains and losses, the effect of the asset ceiling, excluding amounts included in net interest on the net defined benefit liability and the return on plan assets (excluding amounts included in net interest on the net defined benefit liability), are recognised immediately in the standalone balance sheet with a corresponding debit or credit to retained earnings through OCI in the period in which they occur. Re-measurements are not reclassified to profit or loss in subsequent periods.



Past service costs are recognised in profit or loss on the earlier of:

- a. The date of the plan amendment or curtailment,
- b. The date that the Company recognises related restructuring costs

Net interest is calculated by applying the discount rate to the net defined benefit liability or asset. The Company recognises the following changes in the net defined benefit obligation as an expense in the statement of profit and loss:

- a. Service costs comprising current service costs, past-service costs, gains and losses on curtailments and non-routine settlements;
- b. Net interest expense or income

#### **n. Share- based payments**

Employees of the Company receive remuneration in the form of share-based payments, whereby employees render services as consideration for equity instruments (equity-settled transactions).

#### **Equity-settled transactions:**

The cost of equity-settled transactions is determined by the fair value at the date when the grant is made using an appropriate valuation model.

That cost is recognised, together with a corresponding increase in share-based payment (SBP) reserves in equity, over the period in which the service / performance conditions are fulfilled in employee benefits expense. The cumulative expense recognised for equity-settled transactions at each reporting date until the vesting date reflects the extent to which the vesting period has expired and the Company's best estimate of the number of equity instruments that will ultimately vest. The statement of profit and loss expense or credit for a period represents the movement in cumulative expense recognised as at the beginning and end of that period and is recognised in employee benefits expense.

Service and non-market performance conditions are not taken into account when determining the grant date fair value of awards, but the likelihood of the conditions being met is assessed as part of the Company's best estimate of the number of equity instruments that will ultimately vest. Market performance conditions are reflected within the grant date fair value. Any other conditions attached to an award, but without an associated service requirement, are considered to be non-vesting conditions. Non-vesting conditions are reflected in the fair value of an award and lead to an immediate expensing of an award unless there are also service and/or performance conditions.

No expense is recognised for awards that do not ultimately vest because non-market performance and / or service conditions have not been met. Where awards include a market or non-vesting condition, the transactions are treated as vested irrespective of whether the market or non-vesting condition is satisfied, provided that all other performance and / or service conditions are satisfied.

When the terms of an equity-settled award are modified, the minimum expense recognised is the expense had the terms had not been modified, if the original terms of the award are met. An additional expense is recognised for any modification that increases the total fair value of the share-based payment transaction, or is otherwise beneficial to the employee as measured at the date of modification. Where an award is cancelled by the entity or by the counterparty, any remaining element of the fair value of the award is expensed immediately through profit or loss.

The dilutive effect of outstanding options is reflected as additional share dilution in the computation of diluted earnings per share (except for anti-dilution).

#### **o. Financial instruments**

Financial assets and financial liabilities are recognised when the Company becomes a party to the contract embodying the related financial instruments. All financial assets, financial liabilities and financial guarantee contracts are initially measured at transaction cost and where such values are different from the fair value, at fair value. Transaction costs that are directly attributable to the acquisition or issue of financial assets and financial liabilities (other than financial assets and financial liabilities at fair value through profit and loss) are added to or deducted from the fair value measured on initial recognition of financial asset or financial liability. Transaction costs directly attributable to the acquisition of financial assets and financial liabilities at fair value through profit and loss are immediately recognised in the statement of profit and loss. In case of interest free or concession loans/debentures/preference shares given to subsidiaries, the excess of the actual amount of the loan over initial measure at fair value is accounted as an equity investment.

Investment in equity instruments issued by subsidiaries, associates and joint ventures are measured at cost less impairment.





**Effective interest method**

The effective interest method is a method of calculating the amortised cost of a financial instrument and of allocating interest income or expense over the relevant period. The effective interest rate is the rate that exactly discounts future cash receipts or payments through the expected life of the financial instrument, or where appropriate, a shorter period.

**(a) Financial assets**

**Financial assets at amortised cost**

Financial assets are subsequently measured at amortised cost if these financial assets are held within a business model whose objective is to hold these assets in order to collect contractual cash flows and the contractual terms of the financial asset give rise on specified dates to cash flows that are solely payments of principal and interest on the principal amount outstanding.

**Financial assets measured at fair value**

Financial assets are measured at fair value through other comprehensive income if these financial assets are held within a business model whose objective is to hold these assets in order to collect contractual cash flows or to sell these financial assets and the contractual terms of the financial asset give rise on specified dates to cash flows that are solely payments of principal and interest on the principal amount outstanding.

Financial asset not measured at amortised cost or at fair value through other comprehensive income is carried at fair value through the statement of profit and loss.

For financial assets maturing within one year from the balance sheet date, the carrying amounts approximate fair value due to the short maturity of these instruments.

**Impairment of financial assets excluding investments in subsidiary**

Loss allowance for expected credit losses is recognised for financial assets measured at amortised cost and fair value through other comprehensive income.

The company recognises impairment loss on trade receivables using expected credit loss model, which involves use of provision matrix constructed on the basis of historical credit loss experience as permitted under Ind AS 109 – Impairment loss on investments.

For financial assets whose credit risk has not significantly increased since initial recognition, loss allowance equal to twelve months expected credit losses is recognised. Loss allowance equal to the lifetime expected credit losses is recognised if the credit risk on the financial instruments has significantly increased since initial recognition.

**De-recognition of financial assets**

The Company de-recognises a financial asset only when the contractual rights to the cash flows from the financial asset expire, or it transfers the financial asset and the transfer qualifies for de-recognition under Ind AS 109.

If the Company neither transfers nor retains substantially all the risks and rewards of ownership and continues to control the transferred asset, the Company recognises its retained interest in the assets and an associated liability for amounts it may have to pay.

If the Company retains substantially all the risks and rewards of ownership of a transferred financial asset, the Company continues to recognise the financial asset and also recognises a collateralised borrowing for the proceeds received.

On de-recognition of a financial asset in its entirety, the difference between the carrying amount measured at the date of de-recognition and the consideration received is recognised in statement of profit or loss.

**(b) Financial liabilities and equity instruments**

**Classification as debt or equity**

Financial liabilities and equity instruments issued by the Company are classified according to the substance of the contractual arrangements entered into and the definitions of a financial liability and an equity instrument.



#### Equity Instruments

An equity instrument is any contract that evidences a residual interest in the assets of the Company after deducting all of its liabilities. Equity instruments are recorded at the proceeds received, net of direct issue costs.

#### Financial Liabilities

Financial liabilities are initially measured at fair value, net of transaction costs, and are subsequently measured at amortised cost, using the effective interest rate method where the time value of money is significant. Interest bearing bank loans, overdrafts and issued debt are initially measured at fair value and are subsequently measured at amortised cost using the effective interest rate method. Any difference between the proceeds (net of transaction costs) and the settlement or redemption of borrowings is recognised over the term of the borrowings in the statement of profit and loss

For trade and other payables maturing within one year from the balance sheet date, the carrying amounts approximate fair value due to the short maturity of these instruments.

#### i. Financial guarantee contracts

Financial guarantee contracts issued by the Company are those contracts that require a payment to be made to reimburse the holder for a loss it incurs because the specified debtor fails to make a payment when due in accordance with the terms of a debt instrument. Financial guarantee contracts are recognised initially as a liability at fair value, adjusted for transaction costs that are directly attributable to the issuance of the guarantee. Subsequently, the liability is measured at the higher of the amount of loss allowance determined as per impairment requirements of Ind AS 109 and the amount recognised less cumulative amortisation.

#### ii. De-recognition

A financial liability is derecognised when the obligation under the liability is discharged or cancelled or expires. When an existing financial liability is replaced by another from the same lender on substantially different terms, or the terms of an existing liability are substantially modified, such an exchange or modification is treated as the de-recognition of the original liability and the recognition of a new liability. The difference in the respective carrying amounts is recognised in the statement of profit and loss.

#### Off-setting of financial instruments

Financial assets and financial liabilities are offset and the net amount is reported in the standalone balance sheet if there is a currently enforceable legal right to offset the recognised amounts and there is an intention to settle on a net basis, to realise the assets and settle the liabilities simultaneously.

#### p. Derivative financial instruments

The Company holds derivative financial instruments such as foreign exchange forward to mitigate the risk of changes in exchange rates on foreign currency exposures. The counterparty for these contracts is generally a bank.

#### a. Financial assets or financial liabilities, at fair value through profit or loss

This category has derivative financial assets or liabilities which are not designated as hedges. Any derivative that is either not designated a hedge, or is so designated but is ineffective as per Ind AS 109, is categorized as a financial asset or financial liability, at fair value through profit or loss. Derivatives not designated as hedges are recognized initially at fair value and attributable transaction costs are recognized in net profit in the statement of profit and loss when incurred. Subsequent to initial recognition, these derivatives are measured at fair value through profit or loss and the resulting gains or losses are included in the statement of profit and loss.

#### b. Cash flow hedge accounting

The Company designates certain foreign exchange forward contracts as cash flow hedges to mitigate the risk of foreign exchange exposure on highly probable forecast cash transactions. When a derivative is designated as a cash flow hedging instrument, the effective portion of changes in the fair value of the derivative is recognized in other comprehensive income and accumulated in the cash flow hedging reserve. Any ineffective portion of changes in the fair value of the derivative is recognized immediately in the net profit in the statement of profit and loss. If the hedging instrument no longer meets the criteria for hedge accounting, then hedge accounting is discontinued prospectively. If the hedging instrument expires or is sold, terminated or exercised, the cumulative gain or loss on the hedging instrument recognized in cash flow hedging reserve till the period the hedge was effective remains in cash flow hedging reserve until the forecasted transaction occurs. The cumulative gain or loss previously recognized in the cash flow hedging reserve is transferred to the net profit in the statement of profit and loss upon the occurrence of the related forecasted transaction. If the forecasted transaction is no longer expected to occur, then the amount accumulated in cash flow hedging reserve is reclassified to net profit in the statement of profit and loss.





**Gokaldasexports Acharpura Private Limited**

**Notes to the financial statements for the year ended March 31, 2025**

*All amounts in Indian Rupees in lakhs, except stated otherwise*

**q. Impairment of non-financial assets**

As at the end of each accounting year, the company reviews the carrying amounts of its PPE, investment property, intangible assets and investments in subsidiary companies to determine whether there is any indication that those assets have suffered an impairment loss. If such indication exists, the said assets are tested for impairment so as to determine the impairment loss, if any. Goodwill and the intangible assets with indefinite life are tested for impairment each year.

Impairment loss is recognised when the carrying amount of an asset exceeds its recoverable amount. Recoverable amount is determined:

- (i) in the case of an individual asset, at the higher of the net selling price and the value in use;
- (ii) in the case of a cash generating unit (a group of assets that generates identified, independent cash flows), at the higher of the cash generating unit's net selling price and the value in use.

(The amount of value in use is determined as the present value of estimated future cash flows from the continuing use of an asset and from its disposal at the end of its useful life. For this purpose, the discount rate (pre-tax) is determined based on the weighted average cost of capital of the company suitably adjusted for risks specified to the estimated cash flows of the asset).

For this purpose, a cash generating unit is ascertained as the smallest identifiable group of assets that generates cash inflows that are largely independent of the cash inflows from other assets or groups of assets.

If recoverable amount of an asset (or cash generating unit) is estimated to be less than its carrying amount, such deficit is recognised immediately in the Statement of Profit and Loss as impairment loss and the carrying amount of the asset (or cash generating unit) is reduced to its recoverable amount.

When an impairment loss subsequently reverses, the carrying amount of the asset (or cash generating unit) is increased to the revised estimate of its recoverable amount, but so that the increased carrying amount does not exceed the carrying amount that would have been determined had no impairment loss is recognised for the asset (or cash generating unit) in prior years. A reversal of an impairment loss is recognised immediately in the Statement of Profit and Loss.

**r. Corporate social responsibility ('CSR') expenditure**

The Company charges its CSR expenditure during the year to the statement of profit and loss

**s. Cash and Cash equivalent**

Cash and cash equivalent in the standalone balance sheet comprise cash at banks and on hand and short-term deposits with an original maturity of three months or less, which are subject to an insignificant risk of changes in value.

For the purpose of the statement of cash flows, cash and cash equivalents consist of cash and short-term deposits, as defined above, net of outstanding bank overdrafts as they are considered an integral part of the Company's cash management.



**Gokaldasexports Acharpura Private Limited****Notes to the financial statements for the year ended March 31, 2025***All amounts in Indian Rupees in lakhs, except stated otherwise***3(a) Property, plant and equipment**

|                                 | Buildings       | Plant and machinery | Electrical equipments | Office equipments | Furniture and fixtures | Computers    | Vehicles     | Total           |
|---------------------------------|-----------------|---------------------|-----------------------|-------------------|------------------------|--------------|--------------|-----------------|
| <b>Gross carrying value</b>     |                 |                     |                       |                   |                        |              |              |                 |
| As at April 1, 2023             | -               | -                   | -                     | -                 | -                      | 8.25         | 40.61        | 48.86           |
| Capitalised during the year     | 3,330.73        | 2,033.34            | 373.71                | 10.24             | 30.88                  | 12.22        | -            | 5,791.12        |
| Additions                       | 104.88          | 691.31              | 16.22                 | 25.31             | 19.94                  | 36.99        | -            | 894.65          |
| <b>As at March 31, 2024</b>     | <b>3,435.61</b> | <b>2,724.65</b>     | <b>389.93</b>         | <b>35.55</b>      | <b>50.82</b>           | <b>57.46</b> | <b>40.61</b> | <b>6,734.63</b> |
| Additions                       | 189.08          | 1,160.83            | 40.64                 | 16.01             | 9.23                   | 7.37         | 8.25         | 1,431.41        |
| Deletion                        | -               | 15.64               | -                     | -                 | -                      | -            | -            | 15.64           |
| <b>As at March 31, 2025</b>     | <b>3,624.69</b> | <b>3,869.84</b>     | <b>430.57</b>         | <b>51.56</b>      | <b>60.04</b>           | <b>64.84</b> | <b>48.86</b> | <b>8,150.40</b> |
| <b>Accumulated depreciation</b> |                 |                     |                       |                   |                        |              |              |                 |
| As at April 1, 2023             | -               | -                   | -                     | -                 | -                      | 0.33         | 2.53         | 2.86            |
| Charge for the year             | 91.27           | 116.87              | 31.16                 | 4.96              | 3.32                   | 12.95        | 3.56         | 264.10          |
| <b>As at March 31, 2024</b>     | <b>91.27</b>    | <b>116.87</b>       | <b>31.16</b>          | <b>4.96</b>       | <b>3.32</b>            | <b>13.28</b> | <b>6.09</b>  | <b>266.96</b>   |
| Charge for the year             | 119.19          | 215.86              | 41.54                 | 8.50              | 5.60                   | 20.32        | 5.55         | 416.55          |
| Deletion                        | -               | 1.19                | -                     | -                 | -                      | -            | -            | 1.19            |
| <b>As at March 31, 2025</b>     | <b>210.46</b>   | <b>331.54</b>       | <b>72.70</b>          | <b>13.46</b>      | <b>8.92</b>            | <b>33.60</b> | <b>11.64</b> | <b>682.32</b>   |
| <b>Net Book value</b>           |                 |                     |                       |                   |                        |              |              |                 |
| As at March 31, 2025            | 3,414.23        | 3,538.30            | 357.87                | 38.10             | 51.12                  | 31.24        | 37.22        | 7,468.08        |
| As at March 31, 2024            | 3,344.34        | 2,607.78            | 358.77                | 30.59             | 47.50                  | 44.18        | 34.52        | 6,467.67        |



**Gokaldasexports Acharpura Private Limited**

Notes to the financial statements for the year ended March 31, 2025

All amounts in Indian Rupees in lakhs, except stated otherwise

**3(b) Capital work-in-progress**

|   | March 31, 2025        | March 31, 2024 |
|---|-----------------------|----------------|
| <b>(a) Direct cost</b>  |                       |                |
| Plant and machinery   | 136.40                | 232.32         |
| (A)   | <b>136.40</b>         | <b>232.32</b>  |
| <b>(b) Pre-operative expenses pending for allocation/capitalization</b> |                       |                |
| Finance cost  | 34.28                 | -              |
| Miscellaneous expenses  | 0.17                  | -              |
| (B)   | <b>34.45</b>          | <b>-</b>       |
| <b>Total capital work-in-progress</b>                                   | <b>(A + B) 170.85</b> | <b>232.32</b>  |

**Capital work-in-progress ageing schedule**

|                                       | Amount in CWIP for a period of |           |           |                   | Total  |
|---------------------------------------|--------------------------------|-----------|-----------|-------------------|--------|
|                                       | Less than 1 year               | 1-2 years | 2-3 years | More than 3 years |        |
| <b>Projects in progress</b>           |                                |           |           |                   |        |
| March 31, 2025                        | 170.85                         | -         | -         | -                 | 170.85 |
| March 31, 2024                        | 232.32                         | -         | -         | -                 | 232.32 |
| <b>Projects temporarily suspended</b> |                                |           |           |                   |        |
| March 31, 2025                        | -                              | -         | -         | -                 | -      |
| March 31, 2024                        | -                              | -         | -         | -                 | -      |





Gokaldasexports Acharpura Private Limited  
Notes to the financial statements for the year ended March 31, 2025  
All amounts in Indian Rupees in lakhs, except stated otherwise

3(c) Right-of-use assets

|                                 | Leasehold land | Total  |
|---------------------------------|----------------|--------|
| <b>Cost</b>                     |                |        |
| As at April 1, 2023             | 473.60         | 473.60 |
| Additions                       | -              | -      |
| As at March 31, 2024            | 473.60         | 473.60 |
| Additions                       | -              | -      |
| As at March 31, 2025            | 473.60         | 473.60 |
| <b>Accumulated depreciation</b> |                |        |
| As at April 1, 2023             | -              | -      |
| Charge for the year             | 4.06           | 4.06   |
| As at March 31, 2024            | 4.06           | 4.06   |
| Charge for the year             | 4.87           | 4.87   |
| As at March 31, 2025            | 8.93           | 8.93   |
| <b>Net carrying value</b>       |                |        |
| As at March 31, 2025            | 464.67         | 464.67 |
| As at March 31, 2024            | 469.54         | 469.54 |

4 Other financial assets

|                                     | March 31, 2025 | March 31, 2024 |
|-------------------------------------|----------------|----------------|
| <b>Carried at amortised cost</b>    |                |                |
| Unsecured, considered good          |                |                |
| (a) Non-current                     |                |                |
| Security and other deposits         | 26.64          | 18.70          |
| (A)                                 | 26.64          | 18.70          |
| (b) Current                         |                |                |
| Interest accrued on fixed deposits  | 1.64           | 0.82           |
| Loan to employees                   | 0.06           | 0.20           |
| (B)                                 | 1.70           | 1.02           |
| <b>Total other financial assets</b> | (A+B) 28.34    | 19.72          |

5(a) Deferred tax assets

|                                  | March 31, 2025 | March 31, 2024 |
|----------------------------------|----------------|----------------|
| Deferred tax assets              | 558.05         | 221.31         |
| <b>Total deferred tax assets</b> | 558.05         | 221.31         |

5(b) Non-current tax assets (net)

|                                     | March 31, 2025 | March 31, 2024 |
|-------------------------------------|----------------|----------------|
| Advance payment of income tax       | 9.97           | 0.60           |
| <b>Total non-current tax assets</b> | 9.97           | 0.60           |



**Gokaldasexports Acharpura Private Limited**  
**Notes to the financial statements for the year ended March 31, 2025**  
*All amounts in Indian Rupees in lakhs, except stated otherwise*

**6 Other assets**

|  | March 31, 2025        | March 31, 2024  |
|--|-----------------------|-----------------|
| <b>Unsecured, considered good</b>                |                       |                 |
| (a) Non-current                                  |                       |                 |
| Capital advances                                 | 614.46                | 9.28            |
| Prepaid expenses                                 | 36.26                 | 2.23            |
| (A)  | <b>650.72</b>         | <b>11.51</b>    |
| (b) Current                                      |                       |                 |
| Prepaid expenses                                 | 37.24                 | 5.47            |
| Balances with statutory / government authorities | 412.84                | 315.45          |
| Export incentives receivable                     | 3.98                  | 2.70            |
| Advance to suppliers                             | 3.81                  | 27.14           |
| Government incentives receivable                 | 2,339.56              | 793.17          |
| (B)  | <b>2,797.43</b>       | <b>1,143.93</b> |
| <b>Total other assets</b>                        | <b>(A+B) 3,448.15</b> | <b>1,155.44</b> |

**7 Inventories**

|  | March 31, 2025 | March 31, 2024 |
|--|----------------|----------------|
| Raw materials (including packing materials) and components | 245.82         | 87.76          |
| Finished goods   | 72.34          | 158.63         |
| Work-in-progress   | 461.02         | 162.56         |
| Consumables, stores and spares parts                       | 36.17          | -              |
| <b>Total inventories</b>                                   | <b>815.35</b>  | <b>408.95</b>  |

**8 Trade receivables**

|                                | March 31, 2025  | March 31, 2024  |
|--------------------------------|-----------------|-----------------|
| Unsecured, considered good     | 1,587.61        | 1,030.02        |
| <b>Total trade receivables</b> | <b>1,587.61</b> | <b>1,030.02</b> |

**Ageing of trade receivables:**

**As at March 31, 2025**

|                            | Not due | Outstanding for following periods from due date of payment |                   |           |           |                   | Total    |
|----------------------------|---------|--|-------------------|-----------|-----------|-------------------|----------|
|                            |         | Less than 6 months   | 6 months - 1 year | 1-2 years | 2-3 years | More than 3 years |          |
| Unsecured, considered good | -       | 1,587.61   | -                 | -         | -         | -                 | 1,587.61 |

**At March 31, 2024**

|                            | Not due | Outstanding for following periods from due date of payment |                   |           |           |                   | Total    |
|----------------------------|---------|--|-------------------|-----------|-----------|-------------------|----------|
|                            |         | Less than 6 months   | 6 months - 1 year | 1-2 years | 2-3 years | More than 3 years |          |
| Unsecured, considered good | 539.13  | 490.89   | -                 | -         | -         | -                 | 1,030.02 |

**Notes:**

- Trade receivables are non-interest bearing.
- No trade or other receivables are due from directors or other officers of the Company either severally or jointly with any other person. Nor any trade or other receivable are due from firms or private companies respectively in which any director is a partner, a director or a member.
- The Company follows "simplified approach for recognition of impairment loss". The application of simplified approach does not require the Company to track changes in credit risk.
- For amount receivable from related parties, refer note 34



**Gokaldasexports Acharpura Private Limited****Notes to the financial statements for the year ended March 31, 2025***All amounts in Indian Rupees in lakhs, except stated otherwise***9 Cash and cash equivalents**

|  | March 31, 2025 | March 31, 2024 |
|--|----------------|----------------|
| <b>Current</b>                                   |                |                |
| Balances with banks                              |                |                |
| In current accounts*                             | 2.66           | 19.18          |
| Cash on hand                                     | 1.00           | 0.50           |
| <b>Total cash and cash equivalents (Current)</b> | <b>3.66</b>    | <b>19.68</b>   |

**Other bank balance (other than cash and cash equivalents)**

|   | March 31, 2025 | March 31, 2024 |
|---|----------------|----------------|
| <b>Current</b>  |                |                |
| In fixed deposits accounts  |                |                |
| Held as margin money against bank guarantees                                  |                |                |
| With original maturity of more than 3 months but less than/equal to 12 months | 43.10          | 13.49          |
| <b>Total other bank balance (other than cash and cash equivalents)</b>        | <b>43.10</b>   | <b>13.49</b>   |

\*Balance with bank in current accounts does not earn Interest.

(This space has been intentionally left blank)





**Gokaldasexports Acharpura Private Limited****Notes to the financial statements for the year ended March 31, 2025***All amounts in Indian Rupees in lakhs, except stated otherwise***10 Share Capital**

|  | Number of shares | Amount |
|--|------------------|--------|
| <b>Authorised share capital</b>                              |                  |        |
| As at April 1, 2023  | 10,000           | 1.00   |
| As at March 31, 2024   | 10,000           | 1.00   |
| As at March 31, 2025   | 10,000           | 1.00   |
| <b>Issued equity capital</b>                                 |                  |        |
| Equity shares of ₹ 10 each issued, subscribed and fully paid |                  |        |
| As at April 1, 2023  | 10,000           | 1.00   |
| As at March 31, 2024   | 10,000           | 1.00   |
| As at March 31, 2025   | 10,000           | 1.00   |

**Terms/ rights attached to equity shares**

The Company has only one class of equity shares having a par value of ₹ 10 per share. Each holder of equity is entitled to one vote per share. The Company declares and pays dividend in Indian rupees. The dividend proposed by the Board of Directors is subject to the approval of the shareholders in ensuing Annual General Meeting.

In event of liquidation of the Company, the holders of equity shares would be entitled to receive remaining assets of the Company, after distribution of all preferential amounts. The distribution will be in proportion to the number of equity shares held by the shareholders.

**Details of shareholders holding more than 5% shares in the Company**

|  | March 31, 2025 | March 31, 2024 |
|--|----------------|----------------|
| <b>Gokaldas Exports Limited, holding company</b> |                |                |
| Number of shares                                 | 10,000         | 10,000         |
| % holding in the class                           | 100%           | 100%           |

As per records of the Company, including its register of shareholders/members and other declaration received from shareholders regarding beneficial interest, the above shareholding represent both legal and beneficial ownership of shares.

**Promoter's shareholding**

|  | March 31, 2025           | March 31, 2024           |
|--|--------------------------|--------------------------|
| <b>Promoter name</b>                       | Gokaldas Exports Limited | Gokaldas Exports Limited |
| No. of shares at the beginning of the year | 10,000                   | 10,000                   |
| Change during the year                     | -                        | -                        |
| No. of shares at the end of the year       | 10,000                   | 10,000                   |
| % of total shares                          | 100%                     | 100%                     |
| % changes during the year                  | -                        | -                        |



**Gokaldasexports Acharpura Private Limited**

Notes to the financial statements for the year ended March 31, 2025

All amounts in Indian Rupees in lakhs, except stated otherwise

**11 Other equity**

|  | March 31, 2025    | March 31, 2024    |
|--|-------------------|-------------------|
| <b>Retained earnings</b>                                   |                   |                   |
| Balance at the beginning of the year                       | (1,073.50)        | (10.17)           |
| Profit/(Loss) for the year                                 | (1,648.39)        | (1,068.06)        |
| Add: Remeasurement of post employment benefits obligations | 12.65             | 4.73              |
| <b>Balance at the end of the year</b>                      | <b>(2,709.24)</b> | <b>(1,073.50)</b> |
| <b>Total other equity</b>                                  | <b>(2,709.24)</b> | <b>(1,073.50)</b> |

The description of the nature and purpose of each reserve within equity is as follows:

**Retained earnings:** This reserve refer to net earnings not paid out as dividends, but retained by the Company to be reinvested in its core business. This amount is available for distribution of dividends to its equity shareholders.

**12 Borrowings**

|  | March 31, 2025         | March 31, 2024   |
|--|------------------------|------------------|
| <b>(a) Long term borrowings</b>  |                        |                  |
| <b>(ai) Term loan (secured)</b>  |                        |                  |
| Indian rupee term loan from bank <sup>1,2</sup>  | 4,300.00               | -                |
| <b>(aii) Other loan (unsecured)</b>  |                        |                  |
| Indian rupee loan from holding company <sup>3</sup>                                    | 9,519.34               | 10,096.96        |
| <b>(A)</b>   | <b>13,819.34</b>       | <b>10,096.96</b> |
| <b>(b) Short term borrowings</b>   |                        |                  |
| <b>(bi) Working capital loans repayable on demand from bank (secured) <sup>4</sup></b> | <b>1,400.00</b>        | <b>-</b>         |
| <b>(bii) Current maturity of long term borrowings</b>                                  |                        |                  |
| Indian rupee term loan from bank (secured) <sup>1,2</sup>                              | 700.00                 | -                |
| <b>(B)</b>   | <b>2,100.00</b>        | <b>-</b>         |
| <b>Total borrowings</b>  | <b>(A+B) 15,919.34</b> | <b>10,096.96</b> |

Notes:

**Nature of security, rate of interest and terms of repayment:**

<sup>1</sup> Indian rupee term loan from bank of ₹ 2,000 lakhs (March 31, 2024: ₹ Nil), carries interest @ repo rate + 3.00% payable monthly. The loan is secured by a) hypothecation of all moveable fixed assets b) exclusive charge on the leasehold land in the name of the company and building and all developments there on. Tenor of this loan is 48 months and repayable in 16 quarterly instalments.

<sup>2</sup> Indian rupee term loan from bank of ₹ 3,000 lakhs (March 31, 2024: ₹ Nil), carries interest @ repo rate + 3.35% payable monthly. The loan is secured by a) hypothecation of all moveable fixed assets b) exclusive charge on the leasehold land in the name of the company and building and all developments there on. Tenor of this loan is 60 months and repayable in 20 quarterly instalments.

<sup>3</sup> Indian rupee loan from holding company of ₹ 9,519.34 lakhs (March 31, 2024: ₹ 10,096.96 lakhs), carries interest @ 8.50% is repayable in 60 equal monthly instalments with a moratorium period of 5 years from the date of disbursement of loan.



**Gokaldasexports Acharpura Private Limited****Notes to the financial statements for the year ended March 31, 2025***All amounts in Indian Rupees in lakhs, except stated otherwise*

<sup>4</sup> Indian rupee working capital demand loan from bank of ₹ 1,400 lakhs (March 31, 2024: ₹ Nil) carries interest @ repo rate + 3.00% and interest is payable monthly. The loan is secured by a) exclusive charge of current assets of the company present or future b) exclusive charge on the leasehold land in the name of the company and building and all developments there on. Tenor of this loan is 7-180 days, can be rolled over for a maximum period of 11 months at a stretch.

**Maturity profile of long term loans including current maturities:**

|  |                  |                  |
|--|------------------|------------------|
| Not later than one year                              | 700.00           | -                |
| Later than one year but not later than two years     | 850.00           | 2,804.71         |
| Later than two years but not later than three years  | 1,000.00         | 3,365.65         |
| Later than three years but not later than four years | 1,476.97         | 3,365.65         |
| Later than four years but not later than five years  | 2,410.20         | 560.95           |
| More than five years                                 | 8,082.17         | -                |
|  | <b>14,519.34</b> | <b>10,096.96</b> |

**13 Lease liabilities**

|                                |              | March 31, 2025 | March 31, 2024 |
|--------------------------------|--------------|----------------|----------------|
| <b>(a) Non-current</b>         |              |                |                |
| Lease Liabilities              |              | 51.59          | 53.07          |
|                                | (A)          | <b>51.59</b>   | <b>53.07</b>   |
| <b>(b) Current</b>             |              |                |                |
| Lease Liabilities              |              | 6.53           | 5.79           |
|                                | (B)          | <b>6.53</b>    | <b>5.79</b>    |
| <b>Total lease liabilities</b> | <b>(A+B)</b> | <b>58.12</b>   | <b>58.86</b>   |

Refer Note 30(I) for maturity profile and other details.

**14 Provision for employee benefits**

|  |              | March 31, 2025 | March 31, 2024 |
|--|--------------|----------------|----------------|
| <b>(a) Non-current</b>                       |              |                |                |
| Gratuity (refer note 31)                     |              | 38.88          | 25.93          |
|  | (A)          | <b>38.88</b>   | <b>25.93</b>   |
| <b>(b) Current</b>                           |              |                |                |
| Gratuity (refer note 31)                     |              | 2.30           | 0.05           |
| Leave benefits                               |              | 22.72          | 10.91          |
|  | (B)          | <b>25.02</b>   | <b>10.96</b>   |
| <b>Total provision for employee benefits</b> | <b>(A+B)</b> | <b>63.90</b>   | <b>36.89</b>   |





**Gokaldasexports Acharpura Private Limited**  
**Notes to the financial statements for the year ended March 31, 2025**  
*All amounts in Indian Rupees in lakhs, except stated otherwise*

**15 Trade payables**

|  | March 31, 2025 | March 31, 2024 |
|--|----------------|----------------|
| <b>Current</b>   |                |                |
| Total outstanding dues of micro enterprises and small enterprises                      | 68.92          | 0.60           |
| Total outstanding dues of creditors other than micro enterprises and small enterprises | 100.60         | 227.86         |
| <b>Total trade payables</b>  | <b>169.52</b>  | <b>228.46</b>  |

**Ageing of trade payables**

**As at March 31, 2025**

|                                 | Not due | Outstanding for following periods from due date of payment |           |           |                   | Total  |
|---------------------------------|---------|--|-----------|-----------|-------------------|--------|
|                                 |         | Less than 1 year   | 1-2 years | 2-3 years | More than 3 years |        |
| (i) Micro and small enterprises | 68.92   | -  | -         | -         | -                 | 68.92  |
| (ii) Others                     | 49.61   | 50.99  | -         | -         | -                 | 100.60 |

**As at March 31, 2024**

|                                 | Not due | Outstanding for following periods from due date of payment |           |           |                   | Total  |
|---------------------------------|---------|--|-----------|-----------|-------------------|--------|
|                                 |         | Less than 1 year   | 1-2 years | 2-3 years | More than 3 years |        |
| (i) Micro and small enterprises | 0.60    | -  | -         | -         | -                 | 0.60   |
| (ii) Others                     | 72.55   | 155.31   | -         | -         | -                 | 227.86 |

**16 Other financial liabilities**

|  | March 31, 2025 | March 31, 2024 |
|--|----------------|----------------|
| <b>Carried at amortised cost</b>         |                |                |
| <b>Current</b>                           |                |                |
| Employee related payables                | 466.15         | 218.79         |
| Accrued expenses*                        | 40.41          | 70.67          |
| Liability for capital assets             | 194.01         | 149.90         |
| <b>Total other financial liabilities</b> | <b>700.57</b>  | <b>439.36</b>  |

\*Accrued expenses represent amounts accrued for other operational expenses.

**17 Other current liabilities**

|  | March 31, 2025 | March 31, 2024 |
|--|----------------|----------------|
| Statutory liabilities payable*         | 87.06          | 54.73          |
| Deferred government grant              | 307.56         | 195.98         |
| <b>Total other current liabilities</b> | <b>394.62</b>  | <b>250.71</b>  |

\*Statutory liabilities primarily relate to payables in respect of Employee state insurance, provident fund, professional tax and tax deducted at source.



**Gokaldasexports Acharpura Private Limited**

Notes to the financial statements for the year ended March 31, 2025

All amounts in Indian Rupees in lakhs, except stated otherwise

**18 Revenue from operations**

|   | March 31, 2025  | March 31, 2024  |
|---|-----------------|-----------------|
| <b>(a) Sale of finished goods</b>                     |                 |                 |
| Domestic  | 4,062.36        | 1,124.42        |
| Exports   | 26.93           | 67.99           |
|   | <b>4,089.29</b> | <b>1,192.41</b> |
| <b>(b) Other operating revenues</b>                   |                 |                 |
| Export incentives                                     | 18.00           | 4.46            |
| Other government incentives (refer note 39)           | 1,546.38        | 793.17          |
| Sale of accessories, fabrics, scrap and others (net)* | 735.93          | 328.79          |
| Job work income                                       | 190.23          | -               |
|   | <b>2,490.54</b> | <b>1,126.42</b> |
| <b>Total revenue from operations</b>                  | <b>6,579.83</b> | <b>2,318.83</b> |

\*the amount represents sale of fabric and yarn, net of purchase.

**i. Disaggregation of Revenue from sale of finished goods**

The characteristics of Company's revenue are uniform in terms of product type, contract counterparties, timing of transfer of goods, uncertainty of revenue and cashflows etc. Therefore, disaggregation of revenue as per these categories is not applicable.

**ii. Remaining performance Obligations**

All of the Company's contracts are for the delivery of goods within the next 12 months for which the practical expedient in paragraph 121(a) of Ind AS 115 applies. As a result, the Company has not disclosed the information pertaining to remaining performance obligations as required by paragraph 120 of Ind AS 115.

**iii. Contract balances**

|  | Contract liabilities |                |
|--|----------------------|----------------|
|  | March 31, 2025       | March 31, 2024 |
| Balance at the beginning of the year   | -                    | -              |
| Less: Amount included in contract liabilities that was recognised as revenue during the period | -                    | -              |
| Add: Cash received in advance of performance and not recognised as revenue during the period   | -                    | -              |
| <b>Balance at the end of the year</b>  | <b>-</b>             | <b>-</b>       |

**19 Other income**

|                                    | March 31, 2025 | March 31, 2024 |
|------------------------------------|----------------|----------------|
| <b>Interest income on:</b>         |                |                |
| Bank deposits                      | 1.89           | 0.71           |
| Income tax refunds                 | 0.07           | 0.01           |
| <b>Other non-operating income:</b> |                |                |
| Miscellaneous income               | 1.85           | 3.25           |
| <b>Total other income</b>          | <b>3.81</b>    | <b>3.97</b>    |



**Gokaldasexports Acharpura Private Limited**

Notes to the financial statements for the year ended March 31, 2025

All amounts in Indian Rupees in lakhs, except stated otherwise

**20 Cost of raw materials and components consumed**

|  | March 31, 2025  | March 31, 2024  |
|--|-----------------|-----------------|
| Inventory at the beginning of the year                     | 87.76           |                 |
| Add: Purchases   | 2,933.89        | 1,522.27        |
|  | 3,021.65        | 1,522.27        |
| Less: inventory at the end of the year                     | 245.82          | 87.76           |
| <b>Total cost of raw materials and components consumed</b> | <b>2,775.83</b> | <b>1,434.51</b> |

**21 Changes in inventories of finished goods and work-in-progress**

|  | March 31, 2025  | March 31, 2024  |
|--|-----------------|-----------------|
| <b>Inventories at the beginning of the year</b>                            |                 |                 |
| Finished goods   | 158.63          | -               |
| Work-in-progress   | 162.56          | -               |
|  | 321.19          | -               |
| <b>Inventories at the end of the year</b>                                  |                 |                 |
| Finished goods   | 72.34           | 158.63          |
| Work-in-progress   | 461.02          | 162.56          |
|  | 533.36          | 321.19          |
| <b>Total changes in inventories of finished goods and work-in-progress</b> | <b>(212.17)</b> | <b>(321.19)</b> |

**22 Employee benefits expense**

|   | March 31, 2025  | March 31, 2024  |
|---|-----------------|-----------------|
| Salaries and wages                        | 3,418.16        | 1,278.79        |
| Contribution to provident and other funds | 396.77          | 158.36          |
| Gratuity expense (net) (refer note 31)    | 27.84           | 23.00           |
| Staff welfare expense                     | 37.20           | 12.00           |
| <b>Total employee benefit expense</b>     | <b>3,879.97</b> | <b>1,472.15</b> |

**23 Finance costs**

|  | March 31, 2025  | March 31, 2024 |
|--|-----------------|----------------|
| <b>Interest expense on:</b>            |                 |                |
| Loan from bank                         | 18.56           | -              |
| Loan from holding company              | 985.86          | 411.25         |
| Lease liabilities                      | 5.79            | 5.79           |
| Bank charges and other borrowing costs | 10.90           | 10.39          |
| <b>Total finance costs</b>             | <b>1,021.11</b> | <b>427.43</b>  |

**24 Depreciation and amortization expense**

|   | March 31, 2025 | March 31, 2024 |
|---|----------------|----------------|
| Depreciation of property, plant and equipment       | 416.55         | 264.35         |
| Amortisation on right-of-use assets                 | 4.87           | 4.06           |
| <b>Total depreciation and amortisation expenses</b> | <b>421.42</b>  | <b>268.41</b>  |





**Gokaldasexports Acharpura Private Limited****Notes to the financial statements for the year ended March 31, 2025***All amounts in Indian Rupees in lakhs, except stated otherwise***25 Other expenses**

|  | March 31, 2025 | March 31, 2024 |
|--|----------------|----------------|
| Consumption of stores, spares and other manufacturing expenses | 61.71          | 41.10          |
| Water, electricity and fuel charges                            | 149.93         | 75.19          |
| Clearing, forwarding and freight                               | 42.14          | 14.20          |
| Job work charges   | 59.90          | 30.24          |
| Rent   | 35.44          | 9.91           |
| Rates and taxes  | 8.79           | 2.42           |
| Insurance  | 3.12           | 6.86           |
| Repairs and maintenance  |                |                |
| Plant and machinery  | 51.98          | 13.18          |
| Buildings  | 42.46          | 26.94          |
| Others   | 18.70          | 11.64          |
| Legal and professional fees                                    | 48.96          | 13.60          |
| Telephone and internet expenses                                | 27.25          | 22.19          |
| Travelling and conveyance                                      | 50.54          | 22.59          |
| Payment to auditors [refer note 25(a)]                         | 3.00           | 0.50           |
| Miscellaneous expenses   | 71.71          | 37.02          |
| Net loss on disposal of property, plant and equipment          | 0.21           | -              |
| <b>Total other expenses</b>                                    | <b>675.84</b>  | <b>327.58</b>  |

**Note 25(a): Payment to auditors (exclusive of GST)**

|   | March 31, 2025 | March 31, 2024 |
|---|----------------|----------------|
| Audit fees  | 3.00           | 0.50           |
| <b>Total payment to auditors (exclusive of GST)</b> | <b>3.00</b>    | <b>0.50</b>    |

(This space has been intentionally left blank)



**Gokaldasexports Acharpura Private Limited****Notes to the financial statements for the year ended March 31, 2025***All amounts in Indian Rupees in lakhs, except stated otherwise***26 Income tax**

The company elected to exercise the option permitted under section 115BAB of the Income Tax Act, 1961 as introduced by Taxation Laws (Amendment) Ordinance, 2019, therefore effective tax rate applicable on the company is 17.16%. MAT provisions is also not applicable on the companies, opting section 115BAB of the Income Tax Act, 1961.

**Income tax expenses reported in the statement of profit and loss are as follows:**

|  | March 31, 2025  | March 31, 2024  |
|--|-----------------|-----------------|
| (a) Current tax  | -               | -               |
| (b) Adjustment of tax relating to earlier periods                      | -               | -               |
| (c) Deferred tax (credit)/charge                                       | (336.74)        | (221.31)        |
| <b>Income tax expense reported in the statement of profit and loss</b> | <b>(336.74)</b> | <b>(221.31)</b> |

**Reconciliation of tax expense and the accounting profit multiplied by statutory income tax rate is summarized below:**

|  | March 31, 2025  | March 31, 2024  |
|--|-----------------|-----------------|
| Profit/(Loss) before tax   | (1,985.13)      | (1,289.37)      |
| Statutory income tax rate  | 17.16%          | 17.16%          |
| Computed tax expense   | (340.65)        | (221.26)        |
| <b>Tax effect of:</b>  |                 |                 |
| Non deductible expense for tax purpose                                 | 0.74            | 0.62            |
| Other  | 3.17            | (0.67)          |
| <b>Income tax expense reported in the statement of profit and loss</b> | <b>(336.74)</b> | <b>(221.31)</b> |

**The major components of deferred tax assets/ (liabilities) are as follows:**

|  | March 31, 2025 | March 31, 2024 |
|--|----------------|----------------|
| Accelerated depreciation for tax purposes                                | (167.33)       | (88.84)        |
| Expenditure allowable on payment basis                                   | 46.45          | 20.55          |
| Unused tax credit available for offsetting against future taxable income | 677.81         | 288.45         |
| Other  | 1.12           | 1.15           |
| <b>Total deferred tax assets (net)*</b>                                  | <b>558.05</b>  | <b>221.31</b>  |

\*Considering the projected taxable profits in the succeeding years, the management has recognized deferred tax assets.

**27 Earnings per share (EPS)**

Basic EPS amounts are calculated by dividing the profit/(loss) for the year attributable to equity holders of the Company by the weighted average number of equity shares outstanding during the year. Partly paid equity shares are treated as a fraction of an equity share to the extent that they were entitled to participate in dividends relative to a fully paid equity share during the reporting period. The weighted average number of equity shares outstanding during the period is adjusted for events such as bonus issue, bonus element in a rights issue, share spilt and reverse share split (consolidation of shares) that have changed the number of equity shares outstanding, without a corresponding change in resources.

Diluted EPS amounts are calculated by dividing the profit attributable to equity holders of the Company by the weighted average number of equity shares outstanding during the year plus the weighted average number of equity shares that would be issued on conversion of all the dilutive potential equity shares into equity Shares.

**The following reflects the income and share data used in the basic and diluted EPS computations:**

|   | March 31, 2025     | March 31, 2024     |
|---|--------------------|--------------------|
| Face value of equity shares (₹ per share)   | 10                 | 10                 |
| Profit attributable to equity holders of the Company                                | (1,648.39)         | (1,068.06)         |
| Weighted average number of equity shares used for computing EPS (basic and diluted) | 10,000             | 10,000             |
| <b>EPS - basic and diluted (₹)</b>  | <b>(16,483.90)</b> | <b>(10,680.60)</b> |



## **28 Significant accounting estimates and assumptions**

The preparation of the Company's standalone financial statements requires management to make judgements, estimates and assumptions that affect the reported amount of revenues, expenses, assets and liabilities, and the accompanying disclosures, and the disclosure of contingent liabilities. Actual results could differ from those estimates. Estimates and underlying assumptions are reviewed on an ongoing basis. Uncertainty about these assumptions and estimates could result in outcomes that require a material adjustment to the carrying amount of assets or liabilities affected in future periods.

The estimate and the underlying assumptions are reviewed on an ongoing basis. Revisions to accounting estimates are recognised in the period in which the estimate is revised and future periods affected.

Significant judgements and estimates relating to the carrying values of assets and liabilities include provision for obsolete inventory, impairment of investments, impairment of non current assets, provision for employee benefits and other provisions, fair value measurement of financial assets and liabilities, commitments and contingencies.

### **Estimates and assumptions**

The key assumptions concerning the future and other key sources of estimation uncertainty at the reporting date, that have a significant risk of causing a material adjustment to the carrying amounts of assets and liabilities within the next financial year, are described below. The Company based its assumptions and estimates on parameters available when the financial statements were prepared. Existing circumstances and assumptions about future developments, however, may change due to market changes or circumstances arising that are beyond the control of the Company. Such changes are reflected in the assumptions when they occur.

#### **a. Income taxes**

The Company's tax jurisdiction is India. Significant judgements are involved in estimating budgeted profits for the purpose of paying advance tax, determining the provision for income taxes, including amount expected to be paid/recovered for uncertain tax positions.

#### **b. Property, plant and equipment**

Property, plant and equipment represent a significant proportion of the asset base of the Company. The charge in respect of periodic depreciation is derived after determining an estimate of an asset's expected useful life and the expected residual value at the end of its life. The useful lives and residual values of Company's assets are determined by the management at the time the asset is acquired and reviewed periodically, including at each financial year end. The lives are based on historical experience with similar assets as well as anticipation of future events, which may impact their life, such as changes in technical or commercial obsolescence arising from changes or improvements in production or from a change in market demand of the product or service output of the asset.

#### **c. Right-of-use assets and lease liability**

The Company has exercised judgement in determining the lease term as the non-cancellable term of the lease, together with the impact of options to extend or terminate the lease if it is reasonably certain to be exercised. Where the rate implicit in the lease is not readily available, an incremental borrowing rate is applied. This incremental borrowing rate reflects the rate of interest that the lessee would have to pay to borrow over a similar term, with a similar security, the funds necessary to obtain an asset of a similar nature and value to the right-of-use asset in a similar economic environment. Determination of the incremental borrowing rate requires estimation.

#### **d. Impairment of non current asset including investments**

Determining whether investment are impaired requires an estimation of the value in use of the individual investment or the relevant cash generating units ('CGU'). The value in use calculation is based on DCF model over the estimated useful life of the CGU's. Further, the cash flow projections are based on estimates and assumptions relating to sale price/customer orders on hand, efficiency in operations etc.





**Gokaldasexports Acharpura Private Limited**

**Notes to the financial statements for the year ended March 31, 2025**

*All amounts in Indian Rupees in lakhs, except stated otherwise*

**e. Fair value measurement of financial instruments**

When the fair values of financial assets and financial liabilities recorded in the balance sheet cannot be measured based on quoted prices in active markets, their fair value is measured using valuation techniques including the Discounted Cash Flow ("DCF") model. The inputs to these models are taken from observable markets where possible, but where this is not feasible, a degree of judgement is required in establishing fair values. Judgements include considerations of inputs such as liquidity risk, credit risk and volatility. Changes in assumptions about these factors could affect the reported fair value of financial instruments.

**f. Contingencies**

Contingent liabilities may arise from the ordinary course of business in relation to claims against the Company, including legal and contractual claims. By their nature, contingencies will be resolved only when one or more uncertain future events occur or fail to occur. The assessment of the existence, and potential quantum, of contingencies inherently involves the exercise of significant judgement and the use of estimates regarding the outcome of future events.

In respect of financial guarantees provided by the Company to third parties, the Company considers that it is more likely than not that such an amount will not be payable under the guarantees provided.

**g. Defined benefit obligations**

The cost of the defined benefit gratuity plan and the present value of the gratuity obligation are determined using actuarial valuations. An actuarial valuation involves making various assumptions that may differ from actual developments in the future. These include the determination of the discount rate, future salary increases and mortality rates. Due to the complexities involved in the valuation and its long-term nature, a defined benefit obligation is highly sensitive to changes in these assumptions. All assumptions are reviewed at each reporting date.

The parameter most subject to change is the discount rate. In determining the appropriate discount rate for plans operated in India, the management considers the interest rates of government bonds.

The mortality rate is based on publicly available mortality tables for India. Those mortality tables tend to change only at interval in response to demographic changes. Future salary increases and gratuity increases are based on expected future inflation rates.

Further details about gratuity obligations are given in note 31.

**h. Provision for obsolete inventory**

Inventory write downs are accounted, considering the nature of inventory, ageing, liquidation plan and net realisable value. These write downs are recognised as an expense and are included in "(Increase)/decrease in inventories of finished goods and work-in-progress" in the statement of profit and loss.

**i. Expected credit losses on financial assets**

The impairment provisions of financial assets and contract assets are based on assumptions about risk of default and expected timing of collection. The Company uses judgment in making these assumptions and selecting the inputs to the impairment calculation, based on the Company's past history of collections, customer's creditworthiness, existing market conditions as well as forward looking estimates at the end of each reporting period.

**j. Non current assets held for sale**

Non current assets held for sale are measured at the lower of carrying amount or fair value less costs to sell. Determination of fair value involves management estimate. Fair value of assets held for sale is determined using valuation technique involving unobservable inputs. Judgement is involved in estimating future cash flow, determining discount rate etc.

**k. Revenue from Export incentives**

For measurement of income from the export incentives, significant estimates and judgments are made which include, eligibility of the export transaction for the claim, the timing of processing such claim and its subsequent realization and also the rate notified/to be notified by the government authorities.



**29 Segment information- Disclosure pursuant to Ind AS 108 'Operating Segment'****(a) Basis of identifying operating segments:**

Operating segments are identified as those components of the company (a) that engage in business activities to earn revenues and incur expenses (including transactions with any of the Company's other components); (b) whose operating results are regularly reviewed by the Company's Chief Executive Officer to make decisions about resource allocation and performance assessment and (c) for which discrete financial information is available.

The accounting policies consistently used in the preparation of the financial statements are also applied to record revenue and expenditure in individual segments. Assets, liabilities, revenues and direct expenses in relation to segments are categorised based on items that are individually identifiable to that segment, while other items, wherever allocable, are apportioned to the segments on an appropriate basis. Certain items are not specifically allocable to individual segments as the underlying services are used interchangeably.

(b) The Company is engaged in a single business segment of sale of garment and hence no additional disclosures are required.

**(c) Geographic information**

Geographical segment is considered based on sales within India and rest of the world.

|                                     | March 31, 2025  | March 31, 2024  |
|-------------------------------------|-----------------|-----------------|
| <b>Segment revenue*</b>             |                 |                 |
| India                               | 6,552.90        | 2,250.84        |
| Rest of the world                   | 26.93           | 67.99           |
| <b>Total</b>                        | <b>6,579.83</b> | <b>2,318.83</b> |
| <b>Segment non-current assets**</b> |                 |                 |
| India                               | 8,754.32        | 7,181.04        |
| Rest of the world                   | -               | -               |
| <b>Total</b>                        | <b>8,754.32</b> | <b>7,181.04</b> |

\*Total Revenue from operations by geographical area are based on the geographical location of the client.

\*\*Non-current assets excludes non current financial assets and non current tax assets.

**(d) Information about major customers:**

Revenue from three customer amounted to ₹ 4,673.69 lakhs (March 31, 2024: ₹ 1,044.65 lakhs), arising from sales of garments.

**30 Commitments and contingencies****I. Leases**

The Company evaluates if an arrangement qualifies to be a lease as per the requirements of Ind AS 116. Identification of a lease requires significant judgement. The Company uses judgement in assessing whether a contract (or part of contract) include a lease, the lease term (including anticipated renewals), the applicable discount rate, variable lease payments whether are in-substance fixed. The judgement involves assessment of whether the asset included in the contract is a fully or partly identified asset based on the facts and circumstances, whether the contract include a lease and nonlease component and if so, separation thereof for the purpose of recognition and measurement, determination of lease term basis, inter alia the non-cancellable period of lease and whether the lessee intends to opt for continuing with the use of the asset upon the expiry thereof, and whether the lease payments are fixed or variable or a combination of both. The Company records the lease liability at the present value of the lease payments discounted at the incremental borrowing rate.



**Gokaldasexports Acharpura Private Limited**

Notes to the financial statements for the year ended March 31, 2025

All amounts in Indian Rupees in lakhs, except stated otherwise

**The movement in lease liabilities is as follows:**

|  | March 31, 2025 | March 31, 2024 |
|--|----------------|----------------|
| Opening balance                        | 58.86          | 58.62          |
| Additions                              | -              | -              |
| Finance cost accrued during the period | 5.79           | 5.79           |
| Payment of lease liabilities           | (6.53)         | (5.55)         |
| <b>Closing balance</b>                 | <b>58.12</b>   | <b>58.86</b>   |

**The break-up of current and non-current lease liabilities is as follows**

|                               | March 31, 2025 | March 31, 2024 |
|-------------------------------|----------------|----------------|
| Current lease liabilities     | 6.53           | 5.79           |
| Non-current lease liabilities | 51.59          | 53.07          |
| <b>Total</b>                  | <b>58.12</b>   | <b>58.86</b>   |

**The details of the contractual maturities of lease liabilities on an undiscounted basis are as follows :**

|                      | March 31, 2025 | March 31, 2024 |
|----------------------|----------------|----------------|
| Less than one year   | 6.53           | 5.79           |
| One to five years    | 32.65          | 28.95          |
| More than five years | 512.76         | 523.73         |
| <b>Total</b>         | <b>551.94</b>  | <b>558.47</b>  |

The Company does not face a significant liquidity risk with regard to its lease liabilities as the current assets are sufficient to meet the obligations related to lease liabilities as and when they fall due.

Rental expense recorded for short-term leases is ₹ 35.44 lacs (March 31, 2024: ₹ 9.91 lacs)

**II. Contingencies**

In the ordinary course of business, the Company faces claims and assertions by various parties. The Company assesses such claims and assertions and monitors the legal environment on an ongoing basis with the assistance of external legal counsel, wherever necessary. The Company records a liability for any claims where a potential loss is probable and capable of being estimated and discloses such matters in its financial statements, if material. For potential losses that are considered possible, but not probable, the Company provides disclosure in the financial statements but does not record a liability in its accounts unless the loss becomes probable.

The following is a description of claims and assertions where a potential loss is possible, but not probable. The Company believes that none of the contingencies described below would have a material adverse effect on the Company's financial condition, results of operations or cash flows.

|  | March 31, 2025 | March 31, 2024 |
|--|----------------|----------------|
| <b>(a) Bank Guarantees</b>               |                |                |
| Sanctioned                               | 1,000.00       | 2,000.00       |
| Outstanding                              | 107.08         | 71.80          |
| <b>(b) Outstanding letters of credit</b> |                |                |
| Sanctioned                               | 1,000.00       | 1,000.00       |
| Outstanding                              | 3.88           | -              |

**III. Capital and other commitments**

|  | As at          |                |
|--|----------------|----------------|
|  | March 31, 2025 | March 31, 2024 |
| Estimated amount of contracts remaining to be executed on capital account and not provided for (net of advances) | 1,607.41       | 128.89         |





**Gokaldasexports Acharpura Private Limited**

Notes to the financial statements for the year ended March 31, 2025

All amounts in Indian Rupees in lakhs, except stated otherwise

**31 Gratuity and other post-employment benefit plans**

The Company has a defined benefit gratuity plan. The gratuity plan is governed by the Payment of Gratuity Act, 1972. Under the Payment of Gratuity Act, 1972, every employee who has completed four years and 240 days or more of service gets gratuity on departure at 15 days salary (last drawn salary) for each completed year of service. The level of benefits provided depends on the member's length of service and salary at retirement age. The scheme is funded with Life Insurance Corporation of India in the form of a qualifying insurance policy.

The following tables summarise the components of net benefit expense recognised in the statement of profit and loss and the funded status and amounts recognised in the standalone balance sheet for gratuity benefit.

**(a) Net benefit expenses (recognized in the statement of profit and loss)**

|   | March 31, 2025 | March 31, 2024 |
|---|----------------|----------------|
| Current service cost  | 25.97          | 22.41          |
| Net interest cost on defined benefit obligations / (assets) | 1.87           | 0.59           |
| <b>Net benefit expense</b>                                  | <b>27.84</b>   | <b>23.00</b>   |

**(b) Remeasurement (gains)/loss recognized in other comprehensive income**

|  | March 31, 2025 | March 31, 2024 |
|--|----------------|----------------|
| Actuarial (gain)/loss on obligations arising from changes in demographic assumptions | (21.66)        | -              |
| Actuarial (gain)/loss on obligations arising from changes in financial assumptions   | 2.03           | (4.03)         |
| Actuarial (gain)/loss on obligations arising from changes in experience adjustments  | 6.98           | (0.70)         |
| <b>Actuarial (gain)/loss arising during the year</b>                                 | <b>(12.65)</b> | <b>(4.73)</b>  |
| Return on plan assets (greater)/less than discount rate                              | -              | -              |
| <b>Actuarial (gain)/ loss recognised in other comprehensive income</b>               | <b>(12.65)</b> | <b>(4.73)</b>  |

**(c) Net defined benefit liability/(asset)**

|                              | March 31, 2025 | March 31, 2024 |
|------------------------------|----------------|----------------|
| Defined benefit obligation   | 41.18          | 25.98          |
| Fair value of plan assets    | -              | -              |
| <b>Net liability/(asset)</b> | <b>41.18</b>   | <b>25.98</b>   |

**(d) Changes in the present value of defined benefit obligation are as follows:**

|  | March 31, 2025 | March 31, 2024 |
|--|----------------|----------------|
| Opening defined benefit obligation   | 25.98          | 7.71           |
| Current service cost   | 25.97          | 22.41          |
| Interest cost on the defined benefit obligation                                      | 1.87           | 0.59           |
| Benefits paid  | -              | -              |
| Actuarial (gain)/loss on obligations arising from changes in demographic assumptions | (21.66)        | -              |
| Actuarial (gain)/loss on obligations arising from changes in financial assumptions   | 2.03           | (4.03)         |
| Actuarial (gain)/loss on obligations arising from changes in experience adjustments  | 6.98           | (0.70)         |
| <b>Closing defined benefit obligation</b>  | <b>41.18</b>   | <b>25.98</b>   |

**(e) Changes in the fair value of plan assets are as follows:**

|   | March 31, 2025 | March 31, 2024 |
|---|----------------|----------------|
| Opening fair value of plan assets                       | -              | -              |
| Interest income on plan assets                          | -              | -              |
| Contributions by employer                               | -              | -              |
| Benefits paid   | -              | -              |
| Return on plan assets (greater)/less than discount rate | -              | -              |
| <b>Closing fair value of plan assets</b>                | <b>-</b>       | <b>-</b>       |



**Gokaldasexports Acharpura Private Limited**  
**Notes to the financial statements for the year ended March 31, 2025**  
*All amounts in Indian Rupees in lakhs, except stated otherwise*

**(f) The following benefit payments (undiscounted) are expected in future years:**

|                      | March 31, 2025 |
|----------------------|----------------|
| March 31, 2026       | 2.41           |
| March 31, 2027       | 1.30           |
| March 31, 2028       | 1.18           |
| March 31, 2029       | 2.64           |
| March 31, 2030       | 1.23           |
| After March 31, 2030 | 65.55          |

**(g) The major categories of plan assets as a percentage of the fair value of total plan assets are as follows:**

|                          | March 31, 2025 | March 31, 2024 |
|--------------------------|----------------|----------------|
| Investments with insurer | -              | -              |

**(h) The principal assumptions used in determining gratuity for the Company's plan is as shown below:**

|   | March 31, 2025     | March 31, 2024 |
|---|--------------------|----------------|
|   | %                  | %              |
| Discount rate (in %)                    | 6.60%              | 7.22%          |
| Salary escalation (in %)                | 8.00%              | 8.00%          |
| Employee turnover                       | 40.00%             | 5.00%          |
| Estimated rate of return on plan assets | 0.00%              | 0.00%          |
| Mortality rate                          | Refer note 4 below |                |

**Notes:**

1. Plan assets are fully represented by balance with an insurance company.
2. The expected return on plan assets is determined considering several applicable factors mainly the composition of the plan assets held, assessed risks of asset management, historical results of the return on plan assets and the Company's policy for plan asset management.
3. The estimates of future salary increase in compensation levels, considered in actuarial valuation, take account of inflation, seniority, promotion and other relevant factors, such as supply and demand in the employment market.
4. As per Indian Assured Lives Mortality (2012-14) ultimate.
5. Refer note 14 for current and non current classification.

**(i) A quantitative sensitivity analysis for significant assumption is as shown below:**

|  | March 31, 2025 | March 31, 2024 |
|--|----------------|----------------|
| <b>Discount rate</b>   |                |                |
| Impact of defined benefit obligation due to 1% increase in discount rate | (2.91)         | (3.46)         |
| Impact of defined benefit obligation due to 1% decrease in discount rate | 3.28           | 4.27           |
| <b>Salary escalation rate</b>  |                |                |
| Impact of defined benefit obligation due to 1% increase in discount rate | 2.43           | 4.15           |
| Impact of defined benefit obligation due to 1% decrease in discount rate | (2.21)         | (3.41)         |
| <b>Attrition rate</b>  |                |                |
| Impact of defined benefit obligation due to 1% increase in discount rate | (1.35)         | (0.45)         |
| Impact of defined benefit obligation due to 1% decrease in discount rate | 1.41           | 0.33           |

The sensitivity analyses above have been determined based on a method that extrapolates the impact on defined benefit obligation as a result of reasonable changes in key assumptions occurring at the end of the reporting period.



**Gokaldasexports Acharpura Private Limited**  
**Notes to the financial statements for the year ended March 31, 2025**  
*All amounts in Indian Rupees in lakhs, except stated otherwise*

**32 Details of dues to Micro and Small Enterprises as defined under the Micro, Small and Medium Enterprises Development Act, 2006**

This information has been determined to the extent such parties have been identified on the basis intimation received from the "suppliers" regarding their status under the Micro, Small and Medium Enterprises Development Act, 2006.

|   | March 31, 2025 | March 31, 2024 |
|---|----------------|----------------|
| (i) The principal amount and the interest due thereon remaining unpaid to any supplier at the end of each accounting year:  |                |                |
| Principal amount due to micro and small enterprises   | 68.92          | 0.60           |
| Interest due on above   | -              | -              |
| (ii) The amount of interest paid by the buyer in terms of section 16 of the Micro, Small and Medium Enterprises Development Act, 2006 along with the amount of the payment made to the supplier beyond the appointed day during each accounting year  | -              | -              |
| (iii) The amount of interest due and payable for the period of delay in making payment (which have been paid but beyond the appointed day during the year) but without adding the interest specified under the Micro, Small and Medium Enterprises Development Act, 2006  | -              | -              |
| (iv) The amount of interest accrued and remaining unpaid at the end of each accounting year   | -              | -              |
| (v) The amount of further interest remaining due and payable even in the succeeding years, until such date when the interest dues as above are actually paid to the small enterprise, for the purpose of disallowance as a deductible expenditure under section 23 of the Micro, Small and Medium Enterprises Development Act, 2006 | -              | -              |

**33 Going Concern**

The financial statements has been prepared on going concern assumption. The company has incurred cash losses of ₹ 1,563.71 lakhs (March 31, 2024: ₹ 1,020.96 lakhs) and the net worth of the company is negative. However, in view of the projected profitability, impairment study and the financial support assured by the holding company, the management justifies the going concern assumption in preparation of financial statements.

(This space has been intentionally left blank)





**Gokaldasexports Acharpura Private Limited**  
**Notes to the financial statements for the year ended March 31, 2025**  
*All amounts in Indian Rupees in lakhs, except stated otherwise*

**34 Related party transactions**

**a. Names of related parties and description of relationships:**

| Description of relationship | Name of related parties  |
|-----------------------------|--|
| Immediate Holding Company   | Gokaldas Exports Limited   |
| Fellow Subsidiaries         | All Colour Garments Private Limited<br>Vignesh Apparels Private Limited<br>Sri Susamyuta Knits Private Limited<br>SNS Clothing Private Limited<br>Gokaldas Exports FZCO<br>Nava Apparels LLC FZ<br>Matrix Design & Industries Pvt Ltd<br>Gokaldas Exports Corporation, USA |
| Key management personnel    | Sathyamurthy A<br>Arun Kumar Vashisht<br>Prabhat Kumar Singh   |

**b. Summary of transactions during the year with the above related parties are as follows:**

| Particulars                                 | March 31, 2025  | March 31, 2024 |
|---|-----------------|----------------|
| (i) Purchase of raw material & traded goods |                 |                |
| Gokaldas Exports Limited*                   | 2,729.18        | 94.92          |
|   | <u>2,729.18</u> | <u>94.92</u>   |
| (ii) Purchase of fixed assets               |                 |                |
| Gokaldas Exports Limited*                   | 50.29           | -              |
|   | <u>50.29</u>    | <u>-</u>       |
| (iii) Sale of finished goods                |                 |                |
| Gokaldas Exports Limited*                   | 3,539.54        | 120.73         |
| SNS Clothing Private Limited*               | -               | 8.23           |
|   | <u>3,539.54</u> | <u>128.96</u>  |
| (iv) Job work income                        |                 |                |
| Gokaldas Exports Limited*                   | 132.65          | -              |
|   | <u>132.65</u>   | <u>-</u>       |
| (v) Sale of fixed assets                    |                 |                |
| Gokaldas Exports Limited*                   | 15.58           | -              |
|   | <u>15.58</u>    | <u>-</u>       |
| (vi) Interest on loan                       |                 |                |
| Gokaldas Exports Limited                    | 988.19          | 506.96         |
|   | <u>988.19</u>   | <u>506.96</u>  |

\*net of GST

**c. Summary of outstanding balances with the above related parties are as follows:**

|   | March 31, 2025  | March 31, 2024   |
|---|-----------------|------------------|
| (i) Borrowings including interest accrued but not due |                 |                  |
| Gokaldas Exports Limited                              | 9,519.34        | 10,096.96        |
|   | <u>9,519.34</u> | <u>10,096.96</u> |
| (ii) Trade receivables                                |                 |                  |
| SNS Clothing Private Limited                          | 6.82            | 6.82             |
|   | <u>6.82</u>     | <u>6.82</u>      |



**Gokaldasexports Acharpura Private Limited**

Notes to the financial statements for the year ended March 31, 2025

All amounts in Indian Rupees in lakhs, except stated otherwise

**35 Ratio Analysis and its elements**

| Sr. No. Ratio                        | March 31, 2025 | March 31, 2024 | Variance (in %) | Remarks for variance (if more than 25%)                                      |
|--------------------------------------|----------------|----------------|-----------------|--|
| (a) Current ratio                    | 1.82           | 2.16           | -15.93%         | Due to increase in short term borrowings.                                    |
| (b) Debt equity ratio                | (6.88)         | (14.23)        | -51.66%         | Due to increase in borrowings and operating losses.                          |
| (c) Debt Service Coverage ratio      | (0.08)         | (11.71)        | -99.29%         | Due to increase in borrowings and interest payment.                          |
| (d) Return on Equity ratio           | -87.20%        | -197.48%       | -55.84%         | Due to increase in operating losses.   |
| (e) Inventory turnover ratio         | 4.19           | 5.44           | -23.08%         | N.A.   |
| (f) Trade receivables Turnover Ratio | 3.12           | 2.32           | 34.95%          | Due to faster recovery of receivables.                                       |
| (g) Trade Payable Turnover Ratio     | 14.74          | 13.33          | 10.64%          | N.A.   |
| (h) Net Capital Turnover Ratio       | (3.48)         | (4.29)         | -18.82%         | N.A.   |
| (i) Net Profit ratio                 | -25.05%        | -46.06%        | -45.61%         | Decline in net profit margin despite an increase in revenue from operations. |
| (j) Return on Capital Employed       | -7.51%         | -9.98%         | -24.76%         | N.A.   |
| (k) Return on Investment             | -4.40%         | -7.53%         | -41.48%         | Due to increase in total assets.   |

**Formula for computation of ratios:**

| S.No. Particulars                    | Numerator  | Denominator   |
|--------------------------------------|--|---|
| (a) Current ratio                    | Average current Assets   | Average current Liabilities   |
| (b) Debt equity ratio                | Average Debt (Borrowing)<br>Average Debt (Borrowing) = (opening debt+closing debt)/2               | Average total Equity<br>Average total Equity = (opening total equity+closing total equity)/2                          |
| (c) Debt Service Coverage ratio      | Earnings before interest, depreciation and taxes (Profit Before Tax + Finance cost + Depreciation) | Total debt (borrowing+interest paid) repaid during the year   |
| (d) Return on Equity ratio           | Profit for the period/year   | Average total Equity<br>Average total Equity = (opening total equity+closing total equity)/2                          |
| (e) Inventory turnover ratio         | Cost of goods sold   | Average Inventory<br>Average Inventory=(opening inventory+closing inventory)/2  |
| (f) Trade receivables Turnover Ratio | Total sale of finished goods   | Average trade receivables<br>Average trade receivables=(opening trade receivables+closing trade receivables)/2        |
| (g) Trade Payable Turnover Ratio     | Total Purchases  | Average trade payables<br>Average trade payable=(opening trade payable+closing trade payable)/2                       |
| (h) Net Capital Turnover Ratio       | Revenue from operations  | Average total Equity<br>Average total Equity = (opening total equity+closing total equity)/2                          |
| (i) Net Profit ratio                 | Profit for the period/year (PAT)   | Revenue from operations   |
| (j) Return on Capital Employed       | Profit Before Tax + Finance cost   | ((Total Assets - ROU Assets - investment in mutual funds)-(Current Liabilities-borrowings-current lease liabilities)) |
| (k) Return on Investment             | Earnings before interest, depreciation and taxes (Profit Before Tax + Finance cost + Depreciation) | Average total assets = (opening total assets+closing total assets)/2  |



### 36 Disclosures on Financial instruments

This section gives an overview of the significance of financial instruments for the Company and provides additional information on balance sheet items that contain financial instruments.

The details of significant accounting policies, including the criteria for recognition, the basis of measurement and the basis on which income and expenses are recognised in respect of each class of financial asset and financial liability are disclosed in Note 2.2 (b) and Note 2.2 (c) to the standalone financial statements.

#### (a) Financial assets and liabilities

The following tables presents the carrying value and fair value of each category of financial assets and liabilities:

##### As at March 31, 2025

| Particulars  | Amortised cost   | Fair value through OCI | Total            |
|--|------------------|------------------------|------------------|
| <b>Financial assets</b>                                    |                  |                        |                  |
| Other financials assets                                    | 28.34            | -                      | 28.34            |
| Trade receivables  | 1,587.61         | -                      | 1,587.61         |
| Cash and cash equivalents                                  | 3.66             | -                      | 3.66             |
| Other bank balances (other than cash and cash equivalents) | 43.10            | -                      | 43.10            |
|  | <u>1,662.71</u>  | <u>-</u>               | <u>1,662.71</u>  |
| <b>Financial liabilities</b>                               |                  |                        |                  |
| Lease liabilities  | 58.12            | -                      | 58.12            |
| Borrowings   | 15,919.34        | -                      | 15,919.34        |
| Trade payables   | 169.52           | -                      | 169.52           |
| Other financial liabilities                                | 700.57           | -                      | 700.57           |
|  | <u>16,847.55</u> | <u>-</u>               | <u>16,847.55</u> |

##### As at March 31, 2024

| Particulars  | Amortised cost   | Fair value through OCI | Total            |
|--|------------------|------------------------|------------------|
| <b>Financial assets</b>                                    |                  |                        |                  |
| Other financials assets                                    | 19.72            | -                      | 19.72            |
| Trade receivables  | 1,030.02         | -                      | 1,030.02         |
| Cash and cash equivalents                                  | 19.68            | -                      | 19.68            |
| Other bank balances (other than cash and cash equivalents) | 13.49            | -                      | 13.49            |
|  | <u>1,082.91</u>  | <u>-</u>               | <u>1,082.91</u>  |
| <b>Financial liabilities</b>                               |                  |                        |                  |
| Lease liabilities  | 58.86            | -                      | 58.86            |
| Borrowings   | 10,096.96        | -                      | 10,096.96        |
| Trade payables   | 228.46           | -                      | 228.46           |
| Other financial liabilities                                | 439.36           | -                      | 439.36           |
|  | <u>10,823.64</u> | <u>-</u>               | <u>10,823.64</u> |

#### (b) Fair value hierarchy

The following table provides an analysis of financial instruments that are measured subsequent to initial recognition at fair value, grouped into Level 1 to Level 3, as described below:

**Quoted prices in an active market (Level 1):** This level of hierarchy includes financial assets that are measured by reference to quoted prices (unadjusted) in active markets for identical assets or liabilities. This category consists of investment in quoted equity shares, and mutual fund investments.

**Valuation techniques with observable inputs (Level 2):** This level of hierarchy includes financial assets and liabilities, measured using inputs other than quoted prices included within Level 1 that are observable for the asset or liability, either directly (i.e., as prices) or indirectly (i.e., derived from prices).

**Valuation techniques with significant unobservable inputs (Level 3):** This level of hierarchy includes financial assets and liabilities measured using inputs that are not based on observable market data (unobservable inputs). Fair values are determined in whole or in part, using a valuation model based on assumptions that are neither supported by prices from observable current market transactions in the same instrument nor are they based on available market data.





(i) Short-term financial assets and liabilities are stated at carrying value which is approximately equal to their fair value

(ii) Management uses its best judgement in estimating the fair value of its financial instruments. However, there are inherent limitations in any estimation technique. Therefore, for substantially all financial instruments, the fair value estimates presented above are not necessarily indicative of the amounts that the Company could have realised or paid in sale transactions as of respective dates. As such, fair value of financial instruments subsequent to the reporting dates may be different from the amounts reported at each reporting date.

(iii) There have been no transfers between Level 1, Level 2 and Level 3 during the period ended March 31, 2025 and March 31, 2024.

**(c) Financial risk management objectives and policies**

In the course of its business, the Company is exposed primarily to fluctuations in foreign currency exchange rates, interest rates, equity prices, liquidity and credit risk, which may adversely impact the fair value of its financial instruments. The Company has a risk management policy which not only covers the foreign exchange risks but also other risks associated with the financial assets and liabilities such as interest rate risks and credit risks. The risk management policy is approved by the Board of Directors. The risk management framework aims to:

(i) create a stable business planning environment by reducing the impact of currency and interest rate fluctuations on the Company's business plan.

(ii) achieve greater predictability to earnings by determining the financial value of the expected earnings in advance.

**Market risk**

Market risk is the risk of any loss in future earnings, in realisable fair values or in future cash flows that may result from a change in the price of a financial instrument. The value of a financial instrument may change as a result of changes in interest rates, foreign currency exchange rates, equity price fluctuations, liquidity and other market changes. Future specific market movements cannot be normally predicted with reasonable accuracy.

**(i) Market risk - Interest rate risk**

Interest rate risk is the risk that the fair value or future cash flows of a financial instrument will fluctuate because of changes in market interest rates. The Company's exposure to the risk of changes in market interest rates relates primarily to the Company's long-term debt obligations with floating interest rates. The Company manages its interest rate risk by having a balanced portfolio of fixed and variable rate loans and borrowings.

**Interest rate sensitivity**

The following table demonstrates the sensitivity to a reasonably possible change in interest rates on that portion of loans and borrowings affected. With all other variables held constant, the Company's profit before tax is affected through the impact on floating rate borrowings, as follows:

| Particulars    | Increase/<br>(decrease) in<br>basis points | Effect on profit<br>before tax |
|----------------|--|--------------------------------|
| March 31, 2025 | 50   | 79.60                          |
| March 31, 2024 | 50   | 50.48                          |

**(ii) Market risk- Foreign currency risk**

Foreign currency risk is the risk that the fair value or future cash flows of an exposure will fluctuate because of changes in foreign exchange rates. The Company's exposure to the risk of changes in foreign exchange rates relates primarily to the Company's operating and financing activities.

The following table represents foreign currency risk from non derivative financial instruments as at March 31, 2025 and March 31, 2024

| Particulars                  | Currency<br>In Lakhs | March 31, 2025 | March 31, 2024 |
|------------------------------|----------------------|----------------|----------------|
| <b>Assets</b>                |                      |                |                |
| Capital advances             | USD                  | 0.19           | 2.32           |
| Capital advances             | EUR                  | 0.03           | -              |
| Trade receivables            | USD                  | -              | 0.22           |
| <b>Liabilities</b>           |                      |                |                |
| Liability for capital assets | USD                  | 2.16           | 2.55           |



**Gokaidasexports Acharpura Private Limited**  
**Notes to the financial statements for the year ended March 31, 2025**  
*All amounts in Indian Rupees in lakhs, except stated otherwise*

**Foreign currency sensitivity**

The following tables demonstrate the sensitivity to a reasonably possible change in USD exchange rates, with all other variables held constant. The impact on the Company's profit before tax is due to changes in the fair value of monetary assets and liabilities. The Company's exposure to foreign currency changes for all other currencies is not material.

| Particulars    | Change in USD rate | Effect on profit before tax |
|----------------|--------------------|-----------------------------|
| March 31, 2025 |                    |                             |
| ₹ in lakhs     | 5%                 | (8.42)                      |
| March 31, 2024 |                    |                             |
| ₹ in lakhs     | 5%                 | (0.04)                      |

**Credit risk**

Credit risk is the risk that counterparty will not meet its obligations under a financial instrument or customer contract, leading to a financial loss. Financial instruments that are subject to credit risk and concentration thereof principally consist of trade receivables, investments, cash and cash equivalents.

The carrying value of financial assets represents the maximum credit risk. The maximum exposure to credit risk was ₹ 1,662.71 lakhs and ₹ 1,082.91 lakhs as at March 31, 2025 and March 31, 2024 respectively, being the total carrying value of investments, loans, other financial assets, cash and cash equivalents, bank balances and trade receivables.

Customer credit risk is managed by each business unit subject to the Company's established policy, procedures and control relating to customer credit risk management. An impairment analysis is performed at each reporting date on an individual basis for major customers. The Company does not hold collateral as security.

With respect to Trade receivables, the Company has constituted the terms to review the receivables on periodic basis and to take necessary mitigations, wherever required. The Company creates allowance for all unsecured receivables based on lifetime expected credit loss based on a provision matrix. The provision matrix takes into account historical credit loss experience and is adjusted for forward looking information. The expected credit loss allowance is based on the ageing of the receivables that are due and rates used in the provision matrix.

Credit risk from balances with bank and financial institutions is managed by the Company's treasury department in accordance with the Company's policy. Investments of surplus funds are made only with approved counterparties and within credit limits assigned to each counterparty. The limits are set to minimise the concentration of risks and therefore mitigate financial loss through counterparty's potential failure to make payments.

**Liquidity risk**

Liquidity risk refers to the risk that the Company cannot meet its financial obligations. The objective of liquidity risk management is to maintain sufficient liquidity and ensure that funds are available for use as per requirements. The Company invests its surplus funds in bank fixed deposit, which carry no or low market risk.

The Company monitors its risk of a shortage of funds on a regular basis. The Company's objective is to maintain a balance between continuity of funding and flexibility through the use of bank overdrafts, bank borrowings, sale of assets and strategic partnership with investors, etc. The Company assessed the concentration of risk with respect to refinancing its debt and concluded it to be low.

The following table shows a maturity analysis of the anticipated cash flows excluding interest obligations for the Company's financial liabilities on an undiscounted basis, which therefore differ from both carrying value and fair value.



**As at March 31, 2025**

| Particulars                 | 0-1 year        | > 1 year         | Total            |
|-----------------------------|-----------------|------------------|------------------|
| Lease liabilities           | 6.53            | 51.59            | 58.12            |
| Borrowings                  | 2,100.00        | 13,819.34        | 15,919.34        |
| Other financial liabilities | 700.57          | -                | 700.57           |
| Trade payables              | 169.52          | -                | 169.52           |
|                             | <b>2,976.62</b> | <b>13,870.93</b> | <b>16,847.55</b> |

**As at March 31, 2024**

| Particulars                 | 0-1 year      | > 1 year         | Total            |
|-----------------------------|---------------|------------------|------------------|
| Lease liabilities           | 5.79          | 53.07            | 58.86            |
| Borrowings                  | -             | 10,096.96        | 10,096.96        |
| Trade payables              | 228.46        | -                | 228.46           |
| Other financial liabilities | 439.36        | -                | 439.36           |
|                             | <b>673.61</b> | <b>10,150.03</b> | <b>10,823.64</b> |

**Equity Price risk**

Equity Price Risk is related to the change in fair value of the investments in equity securities. Company's investments in equity securities, including investments held for sale, are subject to changes in fair value of investments. The carrying value of investments represents the maximum equity risk. The maximum exposure to equity price risk was ₹ Nil and ₹ Nil as on March 31, 2025 and March 31, 2024 respectively, being the carrying value (net of provisions) of investments in unquoted equity shares. The risk is arising primarily on account of the Company's investment in a foreign associate.

**37 Capital management**

The Company's capital management is intended to create value for shareholders by facilitating the meeting of long term and short term goals of the Company.

The Company determines the amount of capital required on the basis of annual business plan coupled with long term and short term strategic investment and expansion plans. The funding needs are met through equity, cash generated from operations and sale of certain assets, long term and short term bank borrowings and issue of securities.

For the purpose of the Company's capital management, capital includes issued equity capital, share premium and all other equity reserves attributable to the equity holders of the Company.

The Company manages its capital structure and makes adjustments in light of changes in economic conditions and the requirements of the financial covenants. To maintain or adjust the capital structure, the Company may adjust the dividend payment to shareholders, return capital to shareholders or issue new shares. The Company monitors capital using a gearing ratio, which is total debt divided by total capital plus total debt. The Company's policy is to keep the gearing ratio at an optimum level to ensure that the debt related covenant are complied with.

| Particulars                             | March 31, 2025    | March 31, 2024    |
|---|-------------------|-------------------|
| Borrowings including current maturities | 15,919.34         | 10,096.96         |
| <b>Total debt</b>                       | <b>15,919.34</b>  | <b>10,096.96</b>  |
| <b>Capital components</b>               |                   |                   |
| Equity share capital                    | 1.00              | 1.00              |
| Other equity                            | (2,709.24)        | (1,073.50)        |
| <b>Total capital</b>                    | <b>(2,708.24)</b> | <b>(1,072.50)</b> |
| <b>Capital and borrowings</b>           | <b>13,211.10</b>  | <b>9,024.46</b>   |
| <b>Gearing ratio</b>                    | <b>120.50%</b>    | <b>111.88%</b>    |

In order to achieve this overall objective, the Company's capital management, amongst other things, aims to ensure that it meets financial covenants attached to the interest-bearing loans and borrowings that define capital structure requirements. Breaches in meeting the financial covenants would permit the bank to immediately call loans and borrowings. There have been no material breaches in the financial covenants of any interest-bearing loans and borrowing for all the periods presented.

No changes were made in the objectives, policies or processes for managing capital during the years ended March 31, 2025 and March 31, 2024.





**38 Additional regulatory information required by Schedule III**

- a. No proceedings have been initiated on or are pending against the Company for holding benami property under the Benami Transactions (Prohibition) Act, 1988 (45 of 1988) and Rules made thereunder.
- b. The Company has not been declared as wilful defaulter by any bank or financial institution or government or any government authority.
- c. The Company has no transactions with the companies struck off under Companies Act, 2013 or Companies Act, 1956.
- d. The Company has complied with the number of layers prescribed under the Companies Act, 2013.
- e. The Company has not entered into any scheme of arrangement which has an accounting impact on current or previous financial year.
- f. The Company has not advanced or loaned or invested funds to any other person(s) or entity(ies), including foreign entities (Intermediaries with the understanding that the Intermediary shall:
  - i. directly or indirectly lend or invest in other persons or entities identified in any manner whatsoever by or on behalf of the Company (Ultimate Beneficiaries) or
  - ii. provide any guarantee, security or the like to or on behalf of the ultimate beneficiariesThe Company has not received any fund from any person(s) or entity(ies), including foreign entities (Funding Party) with the understanding (whether recorded in writing or otherwise) that the Company shall:
  - i. directly or indirectly lend or invest in other persons or entities identified in any manner whatsoever by or on behalf of the Funding Party (Ultimate Beneficiaries) or
  - ii. provide any guarantee, security or the like on behalf of the ultimate beneficiaries
- g. There is no income surrendered or disclosed as income during the current or previous year in the tax assessments under the Income Tax Act, 1961, that has not been recorded in the books of account.
- h. The Company has not traded or invested in crypto currency or virtual currency during the current or previous year.
- i. The Company has not revalued its property, plant and equipment (including right-of-use assets) or intangible assets or both during the current or previous year.
- j. The Company does not have any undisclosed income which is not recorded in the books of account that has been surrendered or disclosed as income during the year March 31, 2025 and March 31, 2024 in the tax assessments under the Income Tax Act, 1961 (such as, search or survey or any other relevant provisions of the Income Tax Act, 1961).

39 In accordance with provisions of Madhya Pradesh Promotion Scheme 2014 and as approved by MPIDCL, the company has recognized "Employment Generation Grant" and disclosed as other government incentives. In view of the approval from MPIDCL, the management is of the opinion the same shall be realized shortly.

40 The company doesn't have any litigation by and against the company.

41 The statement of audited standalone financial statements for the year ended March 31, 2025 have been approved by the Board of Directors in their meeting held on May 19, 2025.




**Gokaldasexports Acharpura Private Limited**  
**Notes to the financial statements for the year ended March 31, 2025**  
*All amounts in Indian Rupees in lakhs, except stated otherwise*

42 Previous period/ year's figures have been regrouped/reclassified, wherever necessary to confirm to the current period/ year's classification

As per our report of even date

**For GIRISH MURTHY & KUMAR**  
Firm's registration number: 000934S  
Chartered Accountants



**A. V Satish Kumar**  
Partner  
Membership No.: 026526

Place: Bengaluru  
Date: May 19, 2025



**For and on behalf of the Board of Directors of**  
**Gokaldasexports Acharpura Private Limited**



**Arun Kumar Vashisht**  
Director  
DIN: 07317118

Place: Bengaluru  
Date: May 19, 2025



**Sathyamurthy A**  
Director  
DIN: 07425034

Place: Bengaluru  
Date: May 19, 2025

